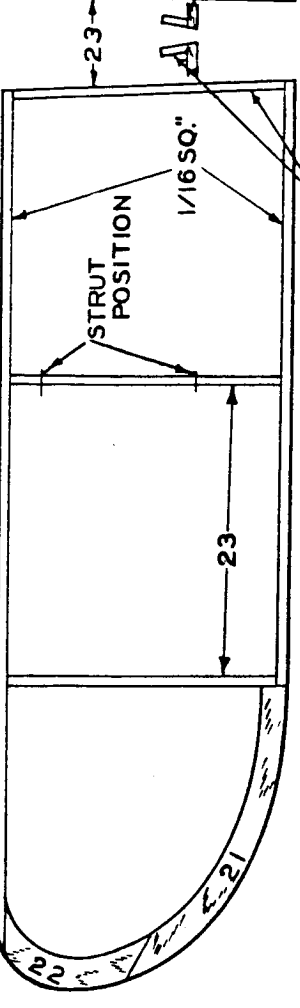
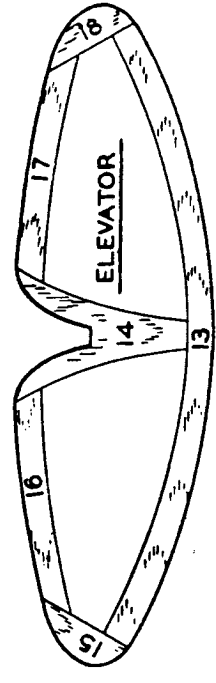


CUT LICENSE NUMBERS FROM PLAN & GLUE TO WING



SLANT END RIBS IN WING

GLUE COWL PATTERN TO NOSE BLOCK



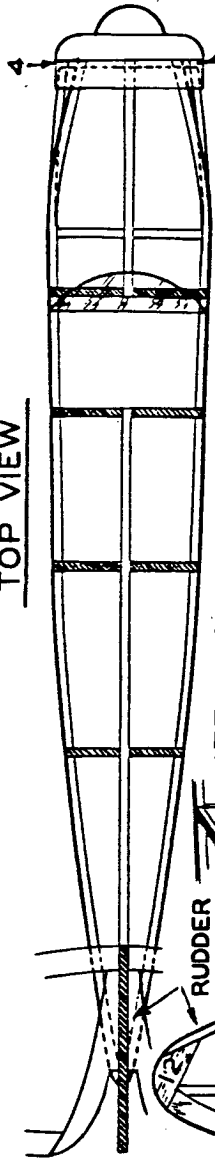
WINDSHIELD PATTERN



CUT OUT & GLUE TO NO. 5



TOP VIEW



COCKPIT PATTERN

ATTACH RUBBER BEFORE COVERING MODEL

NOSEBLOCK

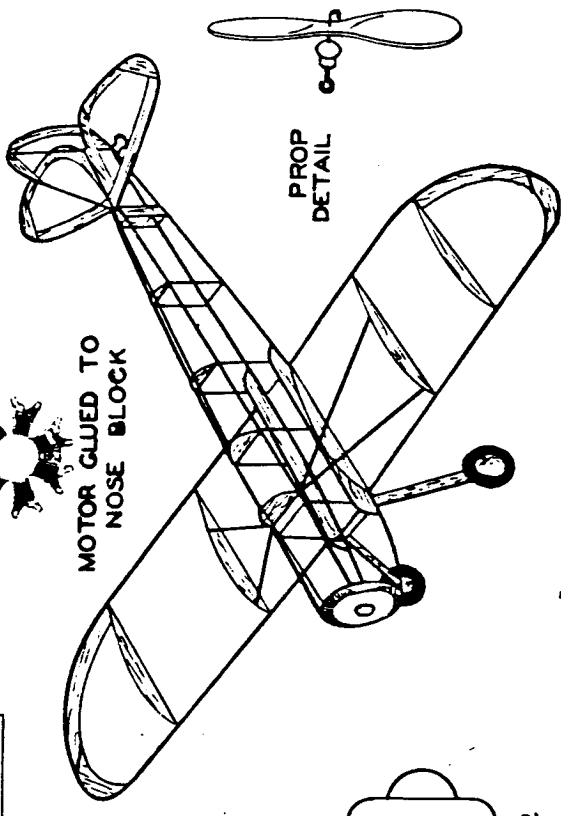
WING POSITION

1/16" SQ. STRINGER

FRONT VIEW

PENCIL CUTTING HOLE IN NOSE BLOCK

DIHEDRAL 1/2"



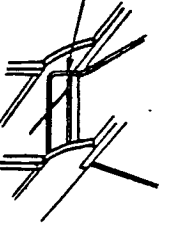
PROP DETAIL



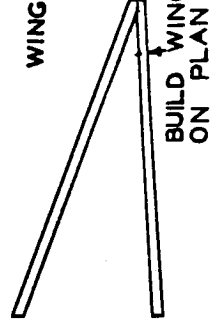
MOTOR GLUED TO NOSE BLOCK



DROP OF GLUE HOLDS WHEEL ON AXLE



GLUE LANDING GEAR FIRMLY TO FUSELAGE



BUILD WING STRUTS ON PLAN

SECURITY SPORT

WING SPAN 10" LENGTH 5-3/4"

DRAWN BY *Walter* KIT NO. W 4