


REG. IN U. S. PAT. OFF.
COMET
MODEL AIRPLANE KITS

PRICE **5^c** CAT. NO. 41C

AIRPLANES • BOATS • RAILROADS

Sold by

Ready, Willing and Able To Serve You!



Your COMET DEALER!



The Comet dealer in your community is there to serve model builders. He brings you the world's finest model airplane, boat, race car and railroad kits—kits that proudly bear the name "COMET." He brings you all that is new and worthwhile and he brings you outstanding values—the most for your money!

Depend on your Comet dealer to give you complete, practical and intelligent service. Learn to look to him for the latest news in model airplanes, for the newest and finest gas models, and for supplies of highest quality. Watch his windows for the latest kits from Comet headquarters—and you'll always be up-to-date on what's new! Comet is proud of the Comet family of dealers. Make it your business to locate the Comet dealer in your community, and make his acquaintance.

THERE ARE COMET DEALERS EVERYWHERE!

INDEX

FLYING AIRPLANES		BOATS	
5c Kits	42	5c Kits	43, 44
10c Kits	2, 3, 4, 5, 14	10c Kits	26, 28
25c Kits	6, 7, 8, 9, 14	25c Kits	27, 28, 40
50c Kits	14 thru 18	50c Kits	29, 40
\$1.00 and Up Kits	19 thru 25	Ship Model Fittings	30, 31
SOLID AIRPLANES		RACE CARS	
5c Kits	43, 44	5c Kits	44
10c Kits	10, 11	10c Kits	36
25c Kits	12, 13, 40	25c Kits	37
GAS MODELS		Gas Racers	60
Airplane Kits	61, 62, 63, 64	MISCELLANEOUS	
Gas Motors	57, 58, 59, back cover	Ready-to-Fly Airplanes	39
Gas Model Accessories	51 thru 56	Gliders	38, 39
Gas Model Race Cars	60	Air Youth Kits	14
RAILROADS		Deluxe Exhibition Airplane	25
5c Kits	43, 44	Strombecker Kits	40, 41
HO Scale Body Kits	32, 33, 34	Model Supplies	45 thru 50
HO Accessories	34, 35	Gas Model Supplies	49 thru 56

SUPPLIES

A		I		R.R. Right of Way Signs	
Air Wheels	53	Ignition Coils	56	Reed	45
Aluminum Angle	56	Ignition Wire	56	Rubber	47
Aluminum Cowlings	46	Insulin	56	Rubber Lubricant	47
Aluminum Sheet	51			Rubber Tubing	48
Aluminum Tubing	48	Jacks	52	Rubber Wing Loops	53
Aluminum Wire	47	Jig Saw	48	Rudder Lights	47
B		K		S	
Ball Bearing Washers	46	Keen Edge Knife	45	Sandpaper	45
Balsa Blocks	45			Saw	48
Balsa Planks	45	L		Scotch Tape	48
Balsa Sheets	45	Landing Gear	51	Screw Eyes	52
Balsa Strips	45	License Letters	52	Screws	52
Battery Springs	52	Lights	47	Silk	50
C		Lulls	48	Silkspan	50
Celluloid Sheet	45	Lock Washers	52	Spark Cells	56
Cellulose Tape	48	Lugs	52	Spark Plugs	53
Cement	50	M		Spark Plug Wrenches	53
Clips	52	Machine Guns	47	Sponge Rubber Wheels	49
Colls	56	Masking Tape	49	Sprayers	53
Collars	52	Mechanism Solution	49	Stripping	50
Colored Dope	49	Motors (Celluloid)	46	Switches	52
Condensers	54	Motor Cylinders	46		
Cowlings	46, 47	Motor Mounts	56	T	
D		Motor Test Block	56	Tail Wheels	53
Decal Insulin	59, 52	Muscle Wire	48, 52	Tape	48
Die Cast Parts	47	N		Thinner	49
Dope	49	Numerals	52	Thrust Bearings	46
Dural Motor Mounts	56	P		Thrust Buttons	46
E		Paint	40	Timers	54
Exhaust Manifolds	59	Paper	50	Tissue	50
Eye Droppers	59	Paper Cement	50	Tubing	48
F		Plugs	55	Turned Wood Cowlings	47
Filler	49	Plywood	51	U	
Filler Putty	49	Pontons	52	Universal Wrench	56
Fleets	52	Propeller Blocks	45	W	
Funnels	59	Propellers	46, 47, 51	Washers	46, 52
G		Propeller Nuts	51	Wheel Bushings	47
Gloss Dope	49	Propeller Shafts	46	Wheels	47, 53
Glue	50	R		Wing Pins	48
H		Rail Road Dope	35	Wire	48, 52, 56
High Tension Leads	56	Rail Road Bridge	38	Wood Filler	49
Hookup Wire	56			Wing Lights	47

ORDERING INSTRUCTIONS

Go to your dealer first! If he cannot supply you with COMET kits and supplies, you may order direct.

No orders under 25c will be accepted. An additional 15c must be added to all cash orders to cover postage and packing. If you want your order insured, remit an additional 10c.

Remit by Money Order only. You assume risk if cash is sent. United States stamps (unused and in good condition only) will be accepted as payment for amounts not exceeding \$1.00. Canadian, foreign stamps or coin NOT ACCEPTED.

When insufficient remittance is made, orders will be filled only for amount paid.

If you want your order sent C.O.D., you will have to pay the C.O.D. fee and postage, plus cost of the order.

CANADIAN CUSTOMERS—Be sure to add an extra 15c in addition to the above.

FOREIGN CUSTOMERS—No. C.O.D. orders shipped to foreign countries. Because charges to different countries vary, kindly write in for handling and shipping charges before ordering.

Order from nearest COMET branch
129 West 29th St. Dept. C, Chicago, Illinois 688 Broadway, New York, N. Y.
PRICES SUBJECT TO CHANGE WITHOUT NOTICE

16" FLYING MODELS 10c

SIZE

This Comet series of 16"—10c flying models gives you a real dime's worth. Every model with its big wingspan has its "extra" in value.

QUALITY

Comet's tremendous purchasing power makes the best of materials possible at a low cost to you. A very thorough checking system guarantees the model builder the highest of quality in every Comet kit.

FLYABILITY

All of these kits are made to fly. Their designers are ardent model builders. They have all won recognition in contest activities and really know how to design models that fly.



No. A1 Phantom Flash R.O.G.




No. A2 Luscombe "50"



No. A3 Fairchild "24"



No. A4 Aeroneer




No. A5 Vought Pursuit



No. A6 Aeronca Seaplane



No. A7 Consolidated Trainer BT-7



No. A8 Wiley Post Model "A"



No. A9 Curtiss Hawk P6-E



No. A10 Puss Moth



No. A11 Stearman "76"



No. A12 Curtiss Wright Coupe



No. A13 Ryan Cabin



No. A14 Low Wing Aeronca



No. A15 Taylor Cub



No. A16 Boeing P-26A



No. A17 Art Chester Racer



No. A18 Winnie Mae



No. A19 Corben Super Ace



No. A20 Howard's "Mr. Mulligan"

These kits contain easy to read plans that are a pleasure to work from. Many sketches clearly show all assembly details.

Comet kits include easier to build line up methods that assure good flyability. Build one of these kits and you'll build all.

SEE NEXT PAGE FOR MORE

SENSATIONAL 10c MODELS

16" FLYING MODELS 10c

You will be delighted at the generous quantity of materials in these kits. There's enough to complete the models without skimping.

Properly chosen materials account for the sturdy construction of these models that stand up so well under the stress of repeated flights.



No. A22 Great Lakes Trainer




No. A23 Stinson 105



No. A24 Curtiss Robin

No. A21 Curtiss Hawk P-36



No. A25 Wartime Spad



No. A26 Fokker D-7



No. A27 Monocoupe



No. A28 Rearwin Speedster



No. A29 Harlow

20" FLYERS 10c

These super-span models are truly "big" models. Carefully designed and so accurate in detail it's no wonder they're "tops" to the modelers' who want the best.



No. A30 Allied Sport



No. A31 Akron Funk



No. A32 North American



No. A33 Taylorcraft



No. A34 Spartan Fighter



No. A35 Vultee Attack

LATEST WAR PLANES

16" SNAPPY-SLEEK! 10c

Authentic and Realistic—these zippy Comet war plane models are accurate in scale and appearance, with true color insignia, antenna, exhaust details and dummy pilot. New easy construction includes an automatic "line up" jig method, stronger wings and a landing gear that can take severe landings. These models, flight tested by Carl Goldberg, proved to be exceptionally fine performers, and can easily be built and successfully flown by any modeler.



No. A36 Hawker Hurricane
Recent English Interceptor Fighter proven very successful in air combat. Climbs to 20,000 ft. in 9 min. Speedy, fires 8 mach. guns.



No. A37 Messerschmitt
Maneuverable German 350 M.P.H. first line pursuit ship. Equipped with 4 machine guns and one cannon.



No. A38 Supermarine Spitfire
The most famous Interceptor in Britain's R.A.F. Flies up to 367 M.P.H. despite its 8 to 12 machine guns.



No. A39 German Arado
Sensational two place, all-metal trainer; used also for light combat and military policing.

EVERY KIT A TRUE COMET VALUE



No. E1 Waco Coast Guard



No. E2 Vega Transport



No. E3 Aeroneer




No. E4 Aeronca "K" Seaplane

25" FLYING

AUTHENTIC DESIGNS


Skillfully designed from their prototypes, these models are correctly engineered for fine performance. Their realistic flying qualities are exceeded only by their beauty. Comet models are the most authentic.



No. E5 Howard DGA-9



No. E6 Piper Cub



No. E7 Fairchild CE-8

MODELS 25c

SELECTED MATERIALS

Comet kits are assembled and checked by experts. Contents: TURNED COWLING or NOSE BLOCK, full size plan, clearly printed balsa sheets, firm strips, tube of cement, wheels, colored tissue, carved propeller, thrust button, formed shaft and rubber.



No. E8 Stinson SR-7



No. E9 Luscombe Phantom



No. E10 Taylor Cub



No. E11 Bell Airacobra



No. E12 Curtiss Robin



No. E13 Fairchild F-45



No. E14 Davis D1-W


COMET MODELS LEAD!

COMET MODELS REALLY FLY!

25"

REAL FLYING


Popular designs from every branch of Aviation appear in this line. Authentic details and improved construction methods are responsible for their snappy trim.



No. E15 Cessna C-34



No. E16 Scorpion 20 in.




No. E17 Senior R.O.G.




No. E18 Stearman Fighter




No. E19 Ryan S-T



No. E20 Seversky Pursuit



No. E21 18 in. Whippet



No. E22 Boeing Pursuit

SENSATIONS

25c

These ships will amaze you with their outstanding features and completeness. Besides being big in value they are exceptionally good fliers.



No. E23 Brewster Scout 30 in.



No. E24 Phantom Fury 32 in.

NEW WAR MODELS

The latest war planes in exact scale! New methods of construction make these ships very sturdy. Both have landing gears that can "take it." Kits contain colored insignia, and parts to make and install pilots. These models test flown and approved by Carl Goldberg.



No. E25 British Defiant

This potent interceptor has not only forward machine guns but a motor driven four gun turret, mostly firing broadside.



No. E27 Heinkel Fighter 20 in.

Known as 'Pilot Killer', very maneuverable; carries two nose mach. guns, two wing cannon, and six 22 lb. bombs.



No. E26 Junkers Stuka


Famous 'dive bomber' uses wing flaps to slow diving speed. Carries three mach. guns, four 110 lb. and one 1100 lb. bomb.



No. E28 Blackburn 'Skua'

Britain's newest dive-bomber. Carries six small and two large bombs, has two fixed and one movable machine gun.

10c SOLID



No. B1 Grumman Fighter 7 1/4 in.



No. B2 Stinson SR-7 9 1/2 in.



No. B3 Curtiss Hawk P6-E 7 3/4 in.




No. B4 Mr. Mulligan 7 7/8 in.



No. B5 Boeing F4B-4 7 1/2 in.

These popular "solids" contain large balsa fuselage block, easy to cut printed balsa, generous tube of cement, wheels, propeller, sandpaper, and a plan that's easy to work from.



No. B6 Hawker Merlin 9 in.



No. B7 Northrop Fighter 7 3/8 in.



No. B8 Gloster Gladiator 7 1/8 in.



No. B9 Ryan S-T 7 3/4 in.

FUN TO BUILD!

SCALE 10c

Every one of these models is exactly to scale and complete in detail, even to rivet spacing. It's simple to build a whole squadron of these famous ships in a short time.




No. B10 Al Williams' Gulfhawk 7 1/4 in.



No. B11 Curtiss Pursuit 9 1/4 in.



No. B12 Waco "N" 8 1/2 in.



No. B13 Curtiss Interceptor 8 3/4 in.

MADE EXACTLY TO SCALE



No. B14 Bell AircoBRA 9 in.




No. B15 Beechcraft 8 in.



No. B16 Fairchild Ranger 9 1/8 in.







No. B17 Stearman-Hammond 10 in.



No. B18 Turner's Racer 6 1/4 in.

NEW SUPER SOLIDS

-  Semi-Shaped Bodies
-  Shaped Wing Outlines
-  Die-Cast Propellers
-  Decal Insignia

JUST EXAMINE THE FEATURES

The best solid models you can get! They also have turned cowlings and bent landing struts where needed, wheels, cement, and colored dope. Each model is exactly 1/4" scale: wing-span ranging from 6 1/4" to 10".....

25c



No. J9 Curtiss Interceptor 8 3/4 in.
Latest Army interceptor fighter. Climbs 4800 feet per minute! Flies over 300 M.P.H.



No. J10 Bell Airacobra 9 in.
Has 1000 HP. engine mounted behind pilot and cannon firing thru prop hub. Does over 400 M.P.H.




No. J11 Beechcraft 8 in.
A high performance plane designed for civil aviation, the Beechcraft is also used by the Navy for transferring personnel.



No. J12 Fairchild Ranger 9 1/8 in.
Deluxe 4 place private owner plane powered with in-line Ranger 175 HP. engine.



No. J13 Stearman Hammond 10 in.
Menasco powered U. S. Government developed safety plane of all-metal construction with fabric covered wings.




No. J14 Turner Racer 6 1/4 in.
Famous Laird Pesco racer flown by Col. Roscoe Turner to win Thompson & Bendix Trophies.

COMET SOLIDS TAKE LESS TIME TO BUILD



No. J1 China Clipper



No. J2 Monocoupe 90-A



No. J3 Fairchild Amphibion



No. J4 Northrop Attack A-17

12" SOLIDS LAMINATED FUSELAGES

Comet models with laminated construction have no block to carve. Many builders prefer this construction. Just glue the "lifts" together and you have a semi-shaped body. Pedestal material furnished in each kit. Kit contains plan, sandpaper, balsa sheets, cement, colored dope, and propeller.

25c

each



No. J5 Art Chester Racer



No. J6 Stinson SR-7



No. J7 Seversky BT-8

COMET SOLIDS ARE SWELL FOR DISPLAY



AYA KITS




A COMPLETE BEGINNER'S COURSE IN MODEL BUILDING!!



PROJECT NO. 1 13" GLIDER
The first step in this all-balsa glider to familiarize the beginner with cutting, sanding, and cementing parts. Complete with clay for adjusting balance. **10c**
Kit No. AYA-1



PROJECT NO. 2 16" BABY R.O.G.
This Rise Off Ground model introduces simple power flight to the modeler. Kit contains formed wire landing gear, wing clips, thrust bearing, propeller. **10c**
etc. Kit No. AYA-2




PROJECT NO. 3 21" ADVANCED R.O.G.
This larger model acquaints the model builder with cambered airfoil sections. Also features polyhedral wing for increased stability. Wire parts already bent. Kit No. AYA-3 **25c**

OFFICIAL AIR YOUTH OF AMERICA KITS

Comet has been licensed by the Air Youth of America to produce a five-model course in model airplane construction for beginners. These Comet designs have not only been approved by AYA but have been developed by Comet designers to offer ease of construction and real flyability. The plans are full of sketches to show every phase of construction.

SPECIAL! The complete 5 model course in one big box, together with extra glue, dope, knife and brush **\$1.50**




PROJECT NO. 4 25" FUSELAGE MODEL
A cabin-type model, resembling a full size airplane. Rubber motor is fully enclosed in fuselage. All construction methods have been used in previous projects. Kit No. AYA-4 **25c**



PROJECT NO. 5 32" OUTDOOR MODEL
Advanced fuselage model for outdoor competition. Over 100 sq. inches of wing area. Fuselage has snappy cabin to resemble real plane. Kit complete including plenty of rubber and formed wire landing gear. Kit No. AYA-5 **50c**

A Sensational FLYING MODEL



KIT No. L10

Contest "SPARKY" Type

FEATURES

- Designed by Ed Lidgard.
- Test flown by Carl Goldberg.
- Has 42% stabilizer like the "champs" use.
- Simple, easily-built spinner.
- Pop-off attachment saves wing in collision.
- Simple rubber mounting with new dowel system.

SPECIFICATIONS

Meets Class "C" A.M.A. contest specifications.
Wingspan 32 in.
Wing area 112 sq. in.
Length 26 in.
Weight 3 oz.

A streamlined high flying winner that combines clean lines with high performance. With careful designing and constant flying, Comet has developed a ship of fundamentally stable proportions; that is simple and easy-to-build. "Sparky" incorporates the latest methods and gadgets used by contest winners. Kit is very complete: ready-formed wire parts, wheels, ample wood, glue, dope, tissue —and special long lasting Comet rubber that "packs plenty of peppy power." Kit No. L10.....

50¢

COMET MODELS ARE MORE EASILY ADJUSTED

50c GIANT FLYING

- Giant wingspans
- Giant performance
- Exactly to scale
- Easy to build

Big in size—Big in value! These models are as flashy in performance as they are in appearance. Realistic in every detail—shock-absorbing landing gears, tailwheels, etc.



Comet Giants are accurately designed to one inch scale (except Mulligan) with wingspans ranging from 30" to 37". They have all those little details such as pitot tube, machine guns, air scoops, etc., that make a model look so true to life.



Just examine the contents of a COMET 50c kit. You'll find an easy-to-read, full size plan, plenty of firm strips, clearly printed balsa, wheels, cement, propeller, wire, sandpaper, celluloid, etc. plus plenty of rubber.



No. L1 Ryan S-T 30 in.
The Army Air Corps is using these Ryans for primary trainers.



No. L3 Howard's Mr. Mulligan 22 in.
Howard's "Mr. Mulligan", a fast racing plane, won both Thompson and Bendix Race. Only model not to 1" scale.




No. L2 Consolidated BT-7 31½ in.
The Consolidated BT-7 is one of the Army's basic trainers.



No. L4 Monocoupe 90-A 32 in.
The Monocoupe 90-A was a pioneer in the light plane field. Clipped wing versions are used as racing ships.

COMET MODELS ARE DESIGNED TO SCALE

SCALE MODELS 50c



No. L5 WACO S-6 33 in.
Several South American countries have fitted these Wacos for military use because they're so rugged.



No. L6 CURTISS OSPREY 31 in.
Built extensively for export, the Curtiss Wright Osprey is used in the Latin countries.


LATEST ARMY

★ FIGHTERS ★


Be familiar with the U. S. Army's latest planes! Very colorful and authentic in detail, these models also feature flyability. Sturdy construction, shock-absorbing landing gears, and good materials give you models that stand up well under most severe flying.



No. L8 LOCKHEED PURSUIT 37 in.
Radical in design and capable of very high speed, the Lockheed Pursuit astounded the Army Air Corps with its performance. Flew cross-country in 7¼ hours.



No. L7 CURTISS PURSUIT 37¼ in.
A new type of pursuit ship was introduced to the Army when the Curtiss Pursuit was put in service. Has in-line Allison motor.



No. L9 VOUGHT FIGHTER 33½ in.
Trim and compact, the Vought Fighter is a well designed plane with plenty of armament. Model has built up motor.

COMET PLANS ARE EASY TO FOLLOW

SCALE MODELS



No. 08 Westland Lysander 18 1/2 in.
BRITISH WAR PLANE used by R.A.F. for spotting enemy troops and artillery. Includes turned cowl and pant cores.

50c
EACH



No. 01 Curtiss Hawk P6-E 15 1/2 in.
One of the most popular Army planes ever built, the Curtiss Hawk will long be remembered because of its clean design.



No. 02 Boeing F4B-4 15 in.
Built for the Navy, the Boeing F4B-4 can be found in large numbers stationed aboard aircraft carriers.

These DETAILED SCALE MODELS are faithful flying reproductions of famous ships. Easy to build because of the Comet "backbone" construction. Details such as gun troughs, exhausts, flying wires, insignia, etc., give these models a realistic touch.

FLYING SENSATIONS

Streamlined and snappy looking, designed for flying and ease of construction, these beauties will thoroughly satisfy the most particular builder.



No. M1 Senior Dipper 24 in.
A high wing model that is fully adjustable for perfect stability. Plane is strikingly colorful and graceful.

50c
EACH




No. M2 Senior Dart 24 in.
This low-wing model, with a movable wing for balance adjustment, is very easy to fly. Kit includes pilot and spinner.

COMET MODELS ARE EASY TO BUILD

New! BLACKBURN SHARK

A BRITISH TORPEDO PLANE that flies low over water and launches its torpedo at enemy ships. Also carries two forward and one swivel rear machine gun. Very effective for coastal defense work.



FEATURES

- Shock-absorbing landing gear
- Automatic line-up wing jig
- Detailed swivel gun
- Colored British insignia
- Semi-finished propeller
- Plenty of rubber

KIT NO. P1 BLACKBURN SHARK 34 1/2 in.

A detailed, accurate scale model of Britain's famous torpedo plane. Also used by Canada.

\$1.00

CLIPPER JR.

A GAS TYPE MODEL . . . POWERED BY RUBBER



This is a half size model of the famous Comet Clipper gas model designed by Carl Goldberg.

FEATURES

- Motor roar device
- Pop-off wing
- Machined prop
- Formed parts
- Plenty of rubber

CLIPPER JR. 36" WINGSPAN KIT NO. P5

Learn the thrill of gas model flying with the Clipper Jr., a rubber powered gas-type job that matches the Comet Clipper Gas Model in appearance and performance—only.....

\$1.00


COMET MODELS ARE THE MOST FAMOUS

ZIPPER JR.

A RUBBER-POWERED SCALE

MODEL OF THE REAL ZIPPER

Looks, Sounds and Flies Like a
REAL GAS MODEL!!



ZIPPER JR.

32" WINGSPAN

KIT NO. P8

The Zipper Jr., a real flyer with an excellent climb and floating glide, is a scaled down rubber powered model of the world famous Zipper Gas Model—winner of more prizes than any other gas model known. Model has detachable wing same as the original.

This easy to assemble kit contains many finished wood parts, bent wire landing gear, turned motor pieces, motor roar device that produces a realistic sound, and plenty of fresh rubber. Rubber motor is enclosed in a removable built-up tube, permitting easy motor changes if necessary.

- TURNED MOTOR CYLINDER
- MOTOR ROAR DEVICE
- POLYHEDRAL WING
- MANY FINISHED PARTS

\$1⁰⁰

COMET DESIGNS ARE FLIGHT TESTED

FLYING SCALE MODELS

54" AERONCA "K"



Exact scale
1½" = 1' - 0"
54" Wingspan
Kit No. P2

\$1⁰⁰

Details galore! This Comet kit looks just like the real thing with shock-proof landing gear, movable controls, seats and hinged cabin door. Decal sheet with correct markings is furnished. Detachable wing, motor roar device, and automatic wing jig are a few other features. Kit has carved propeller and plenty of rubber.

40" AERONEER



KIT NO. P6

40 IN. WINGSPAN

Trim and sleek in design, this low wing sport plane has movable controls, shock-absorbing wheels, and motor hum device. Interior details consist of 2 seats, control sticks, and pedals.


Performance plus beauty makes this model an outstanding value.

Exact scale 1¼" = 1' - 0"

\$1⁰⁰

COMETS BIG MODELS ARE BIG VALUES

REAL CONTEST FLYERS



CARL GOLDBERG'S "GULL"

A big 42" Wingspan model designed for contest type performance. Simple to build with a new, easy construction. The "Gull" has excellent flying qualities, ideal for contest work. Kit contains a formed wire landing gear, dressy decals, carved prop, big wire shaft, and plenty of fresh rubber, the kind that gives your ship extra power. KIT No. P9.....

\$1.00

Tom C. Hammond, Jr., San Diego, Calif., wrote to tell of an exciting 2-hr. flight made with the "Gull", his first really successful plane.

Jim Cahill's Clodhopper II

Presenting a Champion! This 47 1/2" wingspan model won 3 major events—the Moffett Trophy, the American Trials and the Wakefield Trophy. The plane is an exact replica of the one Jim Cahill used both in America and France. The kit contains everything to complete the model, except the rubber. KIT No. P7.....

\$1.00




Jim Cahill checked and OK'd the plans to make certain Comet's kit was like his own model.

COMET MODELS ARE DESIGNED BY CHAMPIONS

TAYLORCRAFT

A BIG FLYING SCALE MODEL

Comet brings you the most popular light plane in the country in scaled down form. Exact scale 1 1/4" = 1' - 0".



TAYLORCRAFT

54" WINGSPAN

KIT NO. P10

EXACTLY TO SCALE—

Every detail of the original ship has been carefully reproduced with the help of the Taylorcraft factory. The exterior and interior of the plane have been remarkably duplicated.

A REAL FLYER—

Flyability and stability are built right into the Taylorcraft. Fresh, peppy rubber supplies the power for every exciting flight.

A COMET VALUE—

Giant in size—and featuring a shock-proof landing gear, cabin doors and interiors, movable controls, detachable wings, and automatic wing jig. The Taylorcraft kit is very complete—more than enough balsa, carved propeller and plenty of fresh rubber.....

\$1.00

COMET \$1.00 MODELS ARE RICH IN DETAIL

FLYING SCALE MODELS

36" WINNIE MAE



An accurate scale model of the ship rebuilt for Wiley Post's stratosphere flying. Kit contains all special details; supercharger intake, belly skid (for landing after wheels are dropped off), built up motor and other realistic fittings. Slide-off transfers give the plane authentic markings and dress up the appearance.

WINNIE MAE 36" WINGSPAN KIT NO. P3

Many gas model enthusiasts have stressed this model for a small gas engine installation and have had satisfactory results.....

\$1⁰⁰

48" CURTISS ROBIN

Stable and consistent in flight, this popular Curtiss Robin is simple to build. It is one of the most easily flown scale models ever built. A few easy changes in construction, by the model builder, and you have a swell gas model for those small engines. Only advanced builders should attempt this.




CURTISS ROBIN 48" WINGSPAN KIT NO. P4

Completeness is another feature of this kit. Large, carved balsa prop, plenty of rubber, balsa, tissue, etc.....

\$1⁰⁰

THEY'RE EASY TO BUILD — THE COMET WAY

2 GREAT SPECIALS



HOWARD DGA-9

A giant 47½" Wingspan model engineered to exact scale. It is an authentic reproduction of the famous Benny Howard design, patterned after his last racing ship "Mr. Mulligan". Kit is remarkably complete—with details galore.
KIT No. T1.....

\$1⁵⁰

FEATURES

- Shock-proof landing gear
- Movable controls
- Cabin Doors and interiors
- Detachable wings
- Motor roar device
- Automatic Wing jig

GRUMMAN GULFHAWK

Absolutely one of the finest scale models ever produced in kit form. The wingspan is 28½", scaled down from the original, which has a wingspan of 28½ feet.

With the cooperation of Al. Williams (for whom the Grumman Gulfhawk was built to order) and blueprints and data supplied by Grumman and Wright, Comet designed a model that had correct rib spacing in wings and tail surfaces—simple balsa covered fuselage (built with jig)—rivets and seams exactly as on original ship—built up motor—elevator, rudder, ailerons, and landing light controlled from cockpit—sliding cockpit hood—shock absorbing tail wheel swivels and retracts—landing gear retracts.

Many parts furnished complete or semi-complete: shaped struts, completed gas tank, shaped tail block, leading edges, wheels, also a decal that adds beauty and realism to the finished model. Generous quantity of dope. All materials carefully chosen. Just the thing for non-flying scale model contests. EXACT SCALE 1" = 1'0". KIT No. T5.....

COMET DESIGNS ARE THE MOST AUTHENTIC

\$3⁹⁵

LATEST WAR SHIPS

BALSA BLOCK HULLS

10c

Here are Comet's models of Uncle Sam's latest Naval Craft. Authentic in design and fitted with numerous details: easy-to-shape balsa block hulls — detailed superstructures — sandpaper — glue — and detailed plans. Build them all and become familiar with Navy ships.

10c




No. D7 AIRCRAFT CARRIER

The Lexington is one of Uncle Sam's biggest aircraft carriers. Carries 80 to 90 scouting and bombing Navy planes. Has 12 Anti-aircraft and 8 eight inch guns.



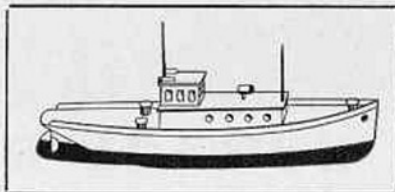
No. D8 SUBMARINE

Model of Uncle Sam's S-41, a submarine with 12 torpedoes. Designed for deep diving and heavily armored against depth bombs. Carries one deck gun.



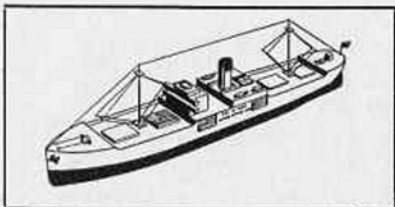
No. D9 COAST GUARD CUTTER

Model of the cutter "Atlanta", used for running down smugglers, enforcing navigation laws, and rendering aid to all vessels in distress.



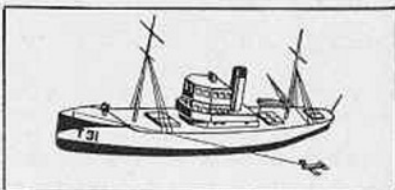
No. D10 TUGBOAT

Here is a trim model of those little boats that do all the work of pulling the big ships around when they are in the harbor.



No. D11 FREIGHTER

This is an accurate model of the freighter, City of Flint, American ship that was seized by a German prize crew in the present war.



No. D12 MINE SWEEPER

These boats have the dangerous task of clearing a path in mine fields so convoys can come through. Plan shows how mine cutter works.

COMET WARSHIPS ARE IN THE NEWS


LATEST WAR SHIPS

SHAPED BALSA HULLS

25c


Very little finishing is necessary to complete these fighting ships, faithful in every detail to the originals. Kits are complete with shaped hulls of clean white balsa—easy to carve and sand. Kits have colored dope. Make a whole fleet. It's easy and you'll be proud of them.

25c



No. K7 CRUISER

The U.S.S. Indianapolis—most popular heavy cruiser. Carries five seaplanes, eight 5 in. A.A. guns. Is Flagship of the Scouting Force.




No. K8 TORPEDO BOAT

The PT-9 (Patrol Torpedo), Uncle Sam's new "Suicide Boats". Mounts four torpedo tubes—is capable of 50 knots (about 57 M.P.H.). Has no armor. Carries crew of 6 to 8 men.




No. K9 DESTROYER

Model of the U.S.S. Gridley, mounts sixteen 21 in. torpedo tubes. Lightly armored—called "Tin Cans" by the seamen. Have powerful motors. Roll badly in rough sea.



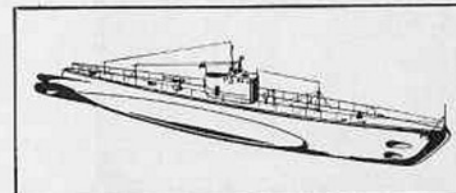
No. K10 BATTLESHIP

U.S.S. Texas—was Flagship of the U. S. Fleet. Saw active service in First World War. Attached to Atlantic Training Squadron.



No. K11 AIRCRAFT CARRIER

Model of U.S.S. Saratoga—Originally designed a battle cruiser. Moderately armored and has powerful machinery.



No. K12 SUBMARINE

Silent raider of the a. e. p. An authentic model of the U.S.S. Perch. Has six torpedo tubes and carries a single 3 inch deck gun.

COMET SHIPS ARE VERY AUTHENTIC

SHIP MODELS

8 INCH 10c 12 INCH 25c

LAMINATED HULLS

Hull automatically takes shape as numbered "lifts" are glued together. Kits are furnished complete with cement, balsa wood, sandpaper, and plans. Details include life boats, masts, yard arms, decks, capstans, davits, and display pedestals. 12" kits have colored dope.



No. D1 Old Ironsides 10c
No. K1 Old Ironsides 25c

Because the enemy cannon balls could not penetrate her thick hull, she was termed "Old Ironsides".



No. D2 Queen Mary 10c
No. K2 Queen Mary 25c

The Queen Mary, one of England's largest luxury liners, now painted a dull gray, is used for troop transport.



No. D3 Seth Parker 10c
No. K3 Seth Parker 25c


A typical four-masted, down east schooner, Seth Parker, was used by Phillips Lord.

COMET LAMINATED HULLS ARE EASY TO SHAPE




No. D4 Enterprise 10c
No. K4 Enterprise 25c

America's entry in the Cup Races, Enterprise successfully defended the Cup from her rival and challenger, the Shamrock V.



No. D5 Normandie 10c
No. K5 Normandie 25c

The Normandie is a fast French luxury liner that was popular among ocean travelers before the war kept her in port.



No. D6 Flying Cloud 10c
No. K6 Flying Cloud 25c

One of the fastest clipper ships ever built, the Flying Cloud on its maiden voyage set an unbreakable record of 89 days from New York to San Francisco.



DELUXE BOATS



SAILING SLOOP—GYPSY

15" LONG

After building this boat, set her in the water and watch the way she skims along. Designed for sailing, it is ruggedly built, with an adjustable main and jib sail. Step by step plan shows method of easy construction. All parts furnished in kit, including colored dope.

Kit No. U4

50c




SETH PARKER

13 1/2" LONG

The kit of this four masted schooner is very complete in every detail. Hull block, mast material, full size plan, sail material, colored dope and cement included in every kit. Build this easy to assemble boat.

Kit No. U1

50c




FLYING CLOUD

19" LONG

Here's a model of a famous clipper ship that's an exact copy of the original. Fitted with rigging, deck houses and deck details the ship looks very realistic. Balsa block hull, rigging material and plenty of dope furnished in each kit. Large full size plan clearly shows construction and details.

Kit No. U3

\$100



BALTIMORE CLIPPER

17" LONG

A beautiful ship very realistic and authentic in appearance. Balsa hull block, rigging material, plenty of dope, and a large full size plan that clearly shows construction. Get this completely furnished kit. Kit No. U2

50c

COMET SHIPS ARE A HOBBYIST'S DELIGHT

COMET SHIP MODEL FITTINGS

1 KEDGE ANCHORS

 Pair 5c
 Size A-1/4" B-3/4" Ea. 5c

2 STAMPED BRASS ANCHOR


 Ea. 8c

3 OLD STYLE ANCHORS

 Die-cast of white metal, with dummy wrapping on stock.
 Length Ea.
 A-1/4" 25c
 B-1/2" 30c
 C-1/2" 40c
 D-2" 50c

4 STOCK ANCHORS

 DIE-CAST WHITE METAL Unassembled
 Length Ea.
 A-1/4" 25c
 B-1/2" 30c
 C-2" 30c

5 STOCKLESS NAVY ANCHORS

 DIE-CAST WHITE METAL
 Length Ea.
 A-1/4" 5c
 B-1/2" 20c
 C-1/2" 25c
 D-1/4" 30c

6 BELAYING PINS, BRASS

 Length Doz.
 A-1/4" 20c
 B-3/4" 20c
 C-1/2" 25c

7 BELAYING PINS, BOXWOOD


 Size Doz.
 A-1/4" 20c
 B-1/4" 28c
 C-3/4" 30c

8 BINNACLES

 DIE-CAST WHITE METAL
 Height Ea.
 A-1/4" 15c
 B-3/4" 20c
 C-1" 25c


9 BITTS

 DIE-CAST WHITE METAL
 Size Ea.
 A-1/4" 5c
 B-1/2" 6c
 C-3/4" 7c
 D-1" 8c
 E-1 1/2" 10c

10 BELLS

 Turned Brass
 Size Ea.
 A-3/4" 10c
 B-1/4" 15c

11 WATER BUCKETS

 Turned boxwood with raised hoops.
 Height Ea.
 A-1/4" 10c
 B-3/4" 10c
 C-1/4" 10c

12 CASKS

 Turned boxwood with raised bung and hoops.
 Height Ea.
 A-1/4" 25c
 B-3/4" 25c
 C-1/4" 25c


13 BOXWOOD BLOCKS


 Made of pure white boxwood, accurately drilled and grooved.
 Size Ea.
 A-1/4" 25c
 B-1/2" 30c
 C-1/2" 30c

SINGLE
 Size Ea.
 A-1/4" 25c
 B-1/2" 30c
 C-1/2" 30c
DOUBLE
 Size Ea.
 A-1/4" 4c
 B-1/2" 4c
 C-1/2" 4c
TRIPLE
 Size Ea.
 A-1/4" 5c
 B-1/2" 5c
 C-1/2" 5c

14 BULL'S EYES

 Made of pure white boxwood accurately drilled and grooved, then polished.
 Size Ea.
 A-1/4" 3c
 B-1/2" 3c
 C-1/2" 4c

15 DEAD EYES

 Made of pure white boxwood, accurately drilled and grooved, then polished.
 Size Ea.
 A-1/4" 3c
 B-1/2" 3c
 C-1/2" 4c


16 HEART EYES

 Made of pure white boxwood, accurately drilled and grooved, then polished in natural boxwood only.
 Size Ea.
 A-1/4" 5c
 B-1/2" 6c
 C-1/2" 6c


17 4 LB. DECK CANNON

 A-1/4" with Car. 10c
 B-1/2" with Car. 20c

18 SWIVEL GUN

 3/4" Each 10c

19 CHAIN

 Links per inch Price per ft.
 A-8 links 10c
 B-11 1/2 links 10c
 C-13 links 10c
 D-14 links 10c
 E-15 links 10c
 F-20 links 10c
 G-22 links 10c
 H-25 links 10c

20 CLEATS

 A-1/4" 3c C-1" 5c
 B-1/2" 4c D-1 1/2" 6c

21 CHOCKS

 A-1/4" 3c D-1 1/2" 6c
 B-1/2" 4c E-7/8" 8c
 C-1/2" 5c F-1" 10c

22 ROLLER CHOCKS

 A-3/8" 5c B-7/8" 8c


23 COIL PINS


 Length Doz.
 A-1/4" 5c
 B-1/2" 5c
 C-3/4" 5c


24 COIL PINS WITH RINGS

 Ring Dia. Ea.
 A-1/4" 3c
 B-1/2" 3c
 C-3/4" 3c

COMET SHIP MODEL FITTINGS

LIFE BOATS (DOUBLE END)

 Length Ea.
 A-1" 5c
 B-1 1/2" 7c
 C-2" 10c
 D-2 1/2" 12c
 E-3" 15c

LIFE BOATS (SQUARE STERN)

 Length Ea.
 A-1" 7c
 B-1 1/2" 10c
 C-2" 12c
 D-2 1/2" 15c
 E-3" 18c

DAVITS

 Height Pair
 A-1" 10c
 B-1 1/2" 15c
 C-2" 18c
 D-3" 25c

28 DAVIT SIDE SOCKETS

 Per Pair 5c

29 DAVIT DECK SOCKETS


 Per Pair 8c


30 FLAG POLE SOCKET


 Each 5c


ENGINE ROOM TELEGRAPHS

 Fully detailed even to face and hand lever, with pin to fasten to deck.
 Height Ea.
 A-1/4" 10c
 B-3/4" 15c
 C-1" 20c

32 FUNNEL VENTILATORS

 DIE-CAST WHITE METAL
 Dia. Cowl Ea.
 A-1/4" 5c
 B-1/2" 6c
 C-3/4" 8c
 D-1" 10c
 Dia. Cowl Ea.
 E-1 1/2" 12c
 F-2" 13c
 G-2 1/2" 14c
 H-3" 15c


33 GRATINGS

 DIE-CAST WHITE METAL
 16 holes to running inch. 25c
 holes to square inch. Each 6c
 Size Ea.
 A-1"x1" 25c
 B-1"x5" 25c


34 HAWSE PIPE LIPS

 Size Pair
 A-1/4" 5c
 B-3/4" 8c

35 JACK STAY BOLTS

 Doz. 6c
 1/4" Long. 1/64" Eye.

36 BOXWOOD LADDERS

 Made Entirely from Boxwood. Accurately Hand-Made. 1 1/2" long.
 Width Ea.
 A-1/4" 20c
 B-1/2" 20c
 C-3/4" 20c
 D-1" 20c

37 LIFE RINGS, PLAIN

 Dia. Ea.
 A-1/4" 1c
 B-1/2" 2c
 C-3/4" 2c
 D-1" 2c


38 LIFE RINGS, ROPED

 A-1/4" 3c D-1 1/2" 6c
 B-1/2" 4c E-2" 6c
 C-3/4" 5c

39 MAST LIGHTS

 WHITE METAL DIE-CAST
 These can be cut in half and used as side lights.
 Size Ea.
 A-1/4" 5c
 B-1/2" 8c
 C-3/4" 10c
 D-1" 10c

40 RUNNING LIGHTS

 Length Pair
 A-1/4" 25c
 B-3/4" 30c
 C-1 1/2" 35c

41 SEARCHLIGHTS

 DIE-CAST WHITE METAL
 Diameter Each
 A-1/4" 20c
 B-1/2" 25c

42 MERCHANT CAPSTAN


 Height Ea.
 A-3/4" 10c
 B-1 1/2" 15c

43 NAVY CAPSTAN

 DIE-CAST WHITE METAL
 Height Ea.
 A-3/4" 12c
 B-1 1/2" 18c

PROPELLERS

 DIE-CAST WHITE METAL
 An original innovation of propellers Die-cast white metal completely finished with smooth blades. Most practical for all models. Right and left.
 Dia. Ea.
 A-3/4" 10c
 B-1" 15c

SHACKLES

 WHITE METAL
 A-1/4" Pair 5c
 B-1/2" Pair 5c
 C-3/4" Pair 5c

SHACKLES, BRASS

 A-1/4" 7c
 B-1/2" 8c
 C-3/4" 10c

FIFE RAIL STANCHIONS


 Turned brass with boss for attaching.
 Height Ea.
 A-1/4" 5c

48 TAFF RAIL STANCHIONS

 Turned Brass
 Height Ea.
 A-1/4" 5c

49 TURNED BRASS STANCHIONS

 With drilled holes.
 Rail Height Ea.
 A-1/4" 5c
 B-1/2" 6c
 C-3/4" 8c
 D-1" 8c

50 STEERING WHEELS

 DIE-CAST WHITE METAL
 Rim Dia. Ea.
 A-1/4" 10c
 B-1/2" 15c
 C-3/4" 20c

51 STEERING WHEEL POSTS

 DIE-CAST WHITE METAL
 Height Ea.
 A-1/4" 5c
 B-1/2" 10c
 C-1" 15c

COMET HO GAUGE



Scaled down from accurate, authentic drawings, Comet HO railroad cars are correctly designed—easily built—generous in details—and contain only the highest quality materials.

REFRIGERATOR CARS


Kits are surprisingly complete with sharply detailed sides printed in authentic colors and board lines scored in—tiny letters stencil style—not just type—hardwood shaped roof—end blocks and floor—ladders, metal brakewheel—formed steps and grab-irons—brake cylinder—Tuscan red dope—without trucks or couplers

25c



PLUTO WATER

KIT No. R1




BABY RUTH

KIT No. R2



HORMEL FOODS

KIT No. R3




M.D.T.

KIT No. R4



GREEN BAY

KIT No. R5



A.R.T.

KIT No. R6

RIGHT OF WAY SIGNS FOR ALL HO RAILROAD SYSTEMS

Compare them with the "real McCoy" and you'll see why your railway needs these authentic, well known markers. Kit includes 17 complete signs printed in crisp, clear detail, wood, wire, layout plan, two colors of dope, and cement—all materials necessary for finishing. Kit No. R16.....25c

COMET CARS ARE TRUE TO SCALE

MODEL RAILROADS


Designed with care, each car is an exact model of the original. Minutely detailed, yet easy to build. This popular group is just the thing to add to your string of cars.



AUTOMOBILE BOX CARS

Built of hardwood parts cut to exact dimensions, sturdy scale sides and ends with "Z" bars and rivets embossed—stamped brakewheel and ladders—formed steps and grabirons—Tuscan red dope—step-by-step plan—glue—brake cylinder, etc.—these HO gauge cars are easy to assemble into faithful reproductions. Without couplers or trucks.....

25c



M.K.T.

KIT No. R7




WABASH

KIT No. R8




G.T.W.

KIT No. R9




T. & P.

KIT No. R10



M.P.

KIT No. R11



C.&E.I.

KIT No. R12

BRAND NEW! A 65-FOOT THRU GIRDER BRIDGE

Improve your HO layout with several of these authentic railroad bridges. They can be used to cross highways up to six lanes wide or across streams. Beautifully embossed metal foil sides and cap strips show detail to the last rivet! Easily constructed for double or single track.

Kit No. R17.....\$1.00


COMET CARS HAVE STURDY CONSTRUCTION

COMET HO GAUGE

FLAT CARS

Realistic, with embossed sides that show up rivets and other details—Comet flat cars are complete with loads. Kit contents include: floor with board lines scored in, unbreakable stakes (a Comet development), finished brakewheel and steps, Tuscan red dope that matches car sides, shaped underframe, etc. Without couplers or trucks.

25c





L & N FLAT CAR KIT No. R13

Completely equipped, even to a turned brake cylinder, this car carries a scale load of lumber.

C. & N. W. FLAT CAR KIT No. R14

Similar in every respect to the original, the model carries a load of poles which is supplied in the kit.



MILWAUKEE FLAT CAR KIT No. R15

Carrying a scale load of machinery crates, this closely detailed car is an exact reproduction. Blocks are supplied.

HO ACCESSORIES

HO FREIGHT TRUCKS

Fit all the Comet freight cars. Die cast sides and bolster are clean and accurate. True-to-scale turned brass wheels insulated for two rail operation. Spin-free axles make cars roll easily. 40c pair



ECONOMY HO TRUCKS

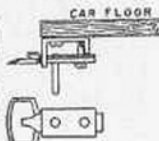
Correct scale for all Comet freight cars. Have one piece formed sides and bolster. Side detail stamped in. Insulated brass wheels. 35c pair

UNCOUPLING RAMP

Uncouple your HO cars without touching them! Just stop the cars on a ramp, back up your locomotive and the car is free. For use with automatic couplers. Each 35c

AUTOMATIC FREIGHT COUPLERS

Easy to install on model. Automatically couple cars when they come together. Used extensively on operating layouts. Complete with all necessary screws and instructions. Price per pair 25c



AUTOMATIC PASSENGER COUPLERS

Similar to freight couplers but with longer shank and wider coupler pocket to allow for sharp turns with long cars. Pair 35c

COMET CARS HOLD THE TRACK BETTER

MODEL RAILROADS

HO ACCESSORIES

RAIL



Standard HO brass rail. Conforms to N.M.R.A. standards. Easily curved for switches and curves. Use short pieces for guard rails. Comes in 3 foot lengths. Per length 10c 99 ft. (33 lengths) \$2.75

RAIL JOINERS

Fit snugly on rail ends for perfect alignment. Made of brass. Price per doz. 10c Per 100 75c



SPIKES

Needle point makes them easy to drive. Per package of 1000 25c



TRACK GAUGE

Stamped metal. Has three point contact which automatically widens track on curves. Very accurate. Each 15c

TRACK LAYER



One of the handiest tools developed. Automatically gauges, anchors and spikes HO rail accurately. Saves time and energy. A real necessity. With 1 box special spikes. \$1.50

TRACK LAYER SPIKES

Designed for use with above tool. Have small heads. 1/8 lb. box 35c

HO PANTOGRAPH

Use on electric-type locomotives and interurban cars. Actually operates. Careful construction at hinge points insures long life. Has lock to keep it in lowered position. Each \$1.00

IMITATION SHRUBBERY

Realistic in appearance. Dyed in several shades of green for correct effect. Excellent for landscaping around buildings. Can also be used for making trees. Per package 25c

TREES

An assortment of trees that will enhance the appearance of any layout. Contains 6 ball oaks, 12 pines and 12 fruit trees. Packed in an attractive box. As shown at the World's Fair only \$1.50

TIE STRIPS



Made of stiff black fibre to exact scale. Eliminates tedious job of laying single ties. Can be used on curves by cutting on one side and spreading fan-wise. 18" lengths. Per length 6c 33 lengths (49 1/2 ft.) \$1.80


COMET TRU-TONE R. R. DOPE

Exact shade used on full scale cars. Has dull finish. Brushes easily, dries fast and does not streak. Comes in Tuscan Black and Red. In "open mouth" jars. New, large size. 5c Jumbo jar 10c

HO CAR SIDES

Same as used in the Comet freight car kits. Reeler sides are primed in correct colors and have board lines scored in. Box and Flat car sides have rivets and all details accurately embossed. Mounted on heavy cardboard ready to use. Order by kit number. 10c set

FREIGHT CAR ROOF



Made of hardwood. Sold only in 5 1/8" lengths (for 40 ft. cars) each 5c

LADDERS

Stamped of metal with scale spacing of rungs. Complete set for one freight car 10c

BRAKE WHEEL

Stamped of metal. Exact scale with hole in center for mounting. Each 1c

AIR BRAKE CYLINDER

Turned of birch. Correctly designed. Helps to give the bottom of your car a scale appearance. Each 3c

STEPS

Accurate to HO scale. A necessity on every freight car. Package of one dozen 5c

GRABIRONS


Exact scale in size. Package of three dozen 10c

COMET R. R. SUPPLIES MAKE BETTER LAYOUTS

10c RACE CARS 10c

DIRT TRACK RACER

This type of racer offered many thrills in spectacular races on dirt tracks throughout the country. Comet gives you a scaled down model of one of the most popular of these.



Equipped with many authentic details—simple to build—plenty of material to work with.


Complete kit contains: instruction

plan, sawed body blocks, turned wheels, glue, printed balsa wood, etc.

KIT No. X1—6¼" LONG. **10c**
Big Value for.....



1938 INDIANAPOLIS WINNER



Here's something to build. An exact replica of Floyd Roberts' Indianapolis winner. Sleek and streamlined in appearance this race car is rich in detail.

A clear and complete plan is included in this kit along with the partly shaped body, wheels, printed balsa wood, cement and sandpaper.

KIT No. X2 — 6" LONG.

Only..... **10c**

COMET RACE CARS ARE EASY TO ASSEMBLE

25c RACE CARS 25c

A NEW THRILLING SPORT BULLET RACE CAR



Race-'em yourself!

Get into the latest hobby that's sweeping the country—build and race these rubber powered Bullet Racers! They travel along at amazing speeds. Indoor races can be held in large rooms or "gyms".

SPEEDS UP TO 35 M.P.H.

Kit contains: plan—glue—clear printed balsa—finished propeller—plenty of peppery rubber—wheels—axle pins—balsa block—colorful decal—etc.

KIT NO. V1 — 10" LONG.
Exceptional value for..... **25c**




WILBUR SHAW'S INDIANAPOLIS WINNER

EXACT SCALE!

Comet introduces a complete, scale model of the famous race car that won the 1939 and 1940 Indianapolis Race. No details omitted! Removable hood—built up motor—springs—brake cables—exhausts—etc. Finished racer is very realistic in appearance.

Surprisingly simple to build with correctly fitting parts and a plan that shows step by step procedure. All necessary material furnished.



Complete with shaped balsa blocks—printed balsa—turned wheels—dowel rod—decal numerals—glue—wire—plan—etc. Generous quantities of everything.

KIT NO. V2 — 8½" LONG.
Only..... **25c**

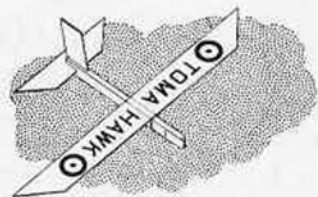
COMET "BULLETS" ARE FAST CARS

GLIDERS

BOMBERS, FIGHTERS, INTERCEPTORS

They loop and dive just like the real planes. Hell Divers, Spitfires, Tomahawks, Hudson Bombers, Hawker Hurricanes; all beautifully printed in color with insignia. Some are camouflaged with striking effect.

No. 25



These gliders can really zip around—do all sorts of stunts. Wingspan—8½". Complete—ready to assemble. **1c** each

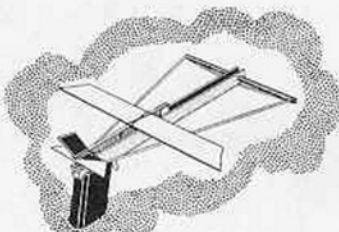
Packed 1 gross in a carton

No. 55



Imagine! A whole fleet of performing gliders for only a nickel. Ready to put together and fly. Colorful insignia printed on wings... **5 for 5c**

No. 5



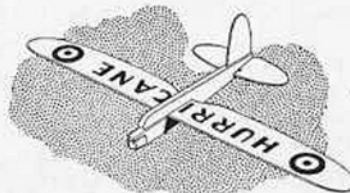
CATAPULT GUN. The military way to launch planes. Pull the trigger and your glider soars high. Attractively finished gun with two zippy gliders—**10c** all for

No. 15



Colorful in appearance, large in span, spectacular in performance, this 18½" glider is a real value at... **5c**

No. 45



Sensational in performance—sturdy in construction. Easily assembled wing and tail parts fit into grooves and slots. A real buy for... **5c**

No. 35




This big 24" wingspan glider is a thrilling performer. It can loop-soar-dive-and-stunt. Strong construction throughout assures consistent high performance. Each... **10c**

FLY COMET GLIDERS FOR REAL FUN

GLIDERS

"STREAKY" Contest Glider

Designed for contest flying, this Class B glider meets the requirements of the expert—yet easy enough for the beginner to build and get record flights. Matched wing halves—tapered—so very little cutting and sanding is necessary to obtain correct airfoil. Easy-to-make balsa fillets strengthen wing at base. Kit includes clay for balancing. Kit No. 65... **25c**



AMERICAN JUNIOR GLIDERS

A J BOMBER



Patterned after the famous Martin Bomber—12¼" WING-SPAN—wing and tail parts fit into grooves and slots. Can be made to glide straight—loop the loop—soar, dive and stunt... **5c**

A J INTERCEPTOR



Wings fold against body for altitude launching, then snap out for graceful glide. Cruises better than half mile. 19½" Wingspan. Launching stick and strong rubber provided—a big value... **25c**


READY-TO-FLY MODELS

A J HORNET



A fast-flying, high-climbing plane that "takes off" under its own power. Polished hardwood crash-proof propeller. Heavy-duty rubber motor. Plane is colored red, white and blue. This 18" wingspan ready-to-fly airplane is an exceptional value at... **25c**

A J PURSUIT



This champion A J ready-to-fly airplane has self-aligning, shaftless, 3-ply propeller that runs on real ball bearings. Runs absolutely true and without effort. Makes it possible to obtain flights of one thousand feet or more. Only... **50c**

AMERICAN JUNIOR MODELS ARE PROVEN FLYERS

StromBecker SOLID KITS

- Ready-Shaped Parts
- Quick Assembly
- Precision - Machined
- Authentic Detail

AIRPLANES



C2S FLYING FORTRESS



C30S BOEING STRATOLINER

- C2S—FLYING FORTRESS
Latest type Army bombing plane..... 25c
- C3S—SIKORSKY AMPHIBION
Used by Army and Navy for coastal work..... 25c
- C5S—BELL AIRACUDA
For defense against large bombers..... 25c
- C6S—YANKEE CLIPPER
Biggest flying boat in America..... 25c
- C7S—CURTISS A18
Latest type Army attack..... 25c
- C8S—CONSOLIDATED PATROL
Used by the Navy for patrol bombing..... 25c
- C9S—LOCKHEED TRANSPORT
Airlines use these all over the country..... 25c
- C30S—BOEING STRATOLINER
Largest commercial airline transport..... 25c

NAVY WARSHIPS

- C11S—INDIANAPOLIS CRUISER
Most popular of Navy's light cruisers..... 25c
- C13S—AIRCRAFT CARRIER YORKTOWN
Newest and largest Navy Carrier..... 25c
- C14S—DESTROYER WARRINGTON
Protects battleships and convoys..... 25c
- C15S—SUBMARINE NAUTILUS
valuable defense weapon in our Navy..... 25c
- C16S—BATTLESHIP CALIFORNIA
Defends our nation's shores..... 25c
- C61S—SUBMARINE NAUTILUS
Complete with base and paints..... 50c
- C62S—DESTROYER WARRINGTON
Has cradle, paint and clear lacquer..... 50c
- C91S—U. S. CRUISER BROOKLYN
Fully detailed — base, paints, etc..... \$2.00



C14S DESTROYER WARRINGTON




C91S CRUISER BROOKLYN

StromBecker SOLID KITS

Built of hardwood, no carving tools or skill required. Carefully machine finished parts can be quickly assembled and held with glue that is furnished.

ARTILLERY



- A72S—GUN AND CARRIAGE
75mm Gun, an important field artillery piece..... 25c
- A73S—GUN AND CARRIAGE
155mm Gun—Main heavy artillery piece..... 25c
- A74S—3" ANTI-AIRCRAFT GUN
Pivots and swivels. Kit contains paint..... 50c

A73S—GUN AND CARRIAGE



A74S—3" ANTI-AIRCRAFT GUN



StromBecker



RAILROADS

- 1830C—BEST FRIEND OF CHARLESTON
First American-built locomotive..... 25c
- 1831C—DEWITT CLINTON LOCOMOTIVE
First American locomotive in N. Y. State..... 25c
- 1837C—WM. GALLOWAY LOCOMOTIVE
First freight locomotive in America..... 25c
- 1861C—WM. CROOKS LOCOMOTIVE
First Great Northern Railway Locomotive..... 25c
- 1869C—ROSS WINANS LOCOMOTIVE
"Camel-back" type locomotive built for the B. & O..... 25c
- 1875C—J. W. BOWKER
Active in Nevada's mining boom..... 25c



1830C—Best Friend of Charleston



1837—ROCK ISLAND ROCKET

An exact-scale model (1/8" = 1') of one of America's newest streamliners made in standard HO gauge. Complete with all needed paints, printed panels, sandpaper, glue, and wooden parts shaped and ready to assemble. 36" long..... \$1.00

- 1831GT—DEWITT CLINTON TRAIN
First passenger train in State of New York..... 50c
- 1837BT—B. & O. (LaFAYETTE) WM. GALLOWAY
First Freight Train in America..... 50c
- 1922H—MIKADO LOCOMOTIVE
Many Mikado locomotives in use today..... 50c

DEALER'S STROMBECKER MODEL SAMPLER 605

Here's a real fast moving assortment of the 25c and 50c Strombecker models. Consists of 24 different 25c and 50c kits. Forty-five items having a total retail value of..... \$12.00
FREE—Colorful 3-color display stand with factory-assembled locomotive, ship or airplane model included free in each Sampler assortment.

5c FLYERS 5c

Designed to fly, these models of 10" Wingspan have numerous features. Simple in construction—very realistic in appearance—easy to build. All good fliers that will give you plenty of action.

For outstanding values these complete kits can't be beat! Printed balsa wood, noseblock, strips, finished propeller, thrust button, rubber, tissue, wheels and bent wire landing gear.



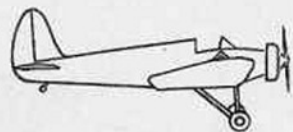
No. W1 BABY R.O.G.



No. W2 AERONEER




No. W3 DART



No. W4 SECURITY



No. W5 CESSNA



No. W6 RYAN S-C



No. W7 MILLER RACER



No. W8 FAIRCHILD



No. W9 BELLANCA



No. W10 RYAN TRAINER



No. W11 MONOCOUPÉ



No. W12 HOWARD

Build an entire fleet of these dandy planes. Every one a top notch performer.

COMET'S BIG VALUES IN LITTLE MODELS

BIG 4 SOLID KITS

Just think! 4 different models in one kit—at this low price. Each kit contains all the materials to build 4 complete models. Only the most popular types in each class chosen. Compare these values with any others.



4 MODELS for 5c



AIRPLANES KIT No. Y1

Aeroneer
Ryan Trainer
North American
Autogiro



AIRPLANES KIT No. Y2

Monocoupe
Stinson
Cub Sport
Cessna



AIRPLANES KIT No. Y3

Vega Transport
Abrams Explorer
Howard
Waterman Arrowbile



AIRPLANES KIT No. Y4

Fokker D-8
Sopwith Camel
S.E.5
Nieuport



BOATS KIT No. Y5

Destroyer
Cruiser
Submarine
Aircraft Carrier



TRAINS KIT No. Y6

Rock Island Rocket
B & O Capitol Limited
Burlington Zephyr
Union Pacific

BUILD THEM ALL!

Each and every model is easy to build—authentic in appearance—complete in details. Kits contain 4 separate balsa blocks.

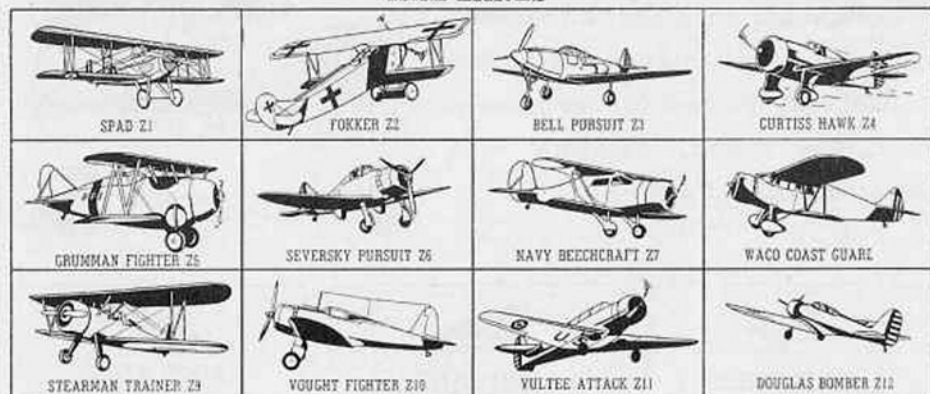
You'll be proud to own a group of these models that are a pleasure to assemble and cost so little to make. Dandy little ornaments.

LITTLE COMET MODELS ARE LOTS OF FUN

CRAFTO KITS 5c

Here's a big group of solid balsa models—at only 5c each! Never before have models such as these been offered for such a low price. Kit contains all the materials you need to complete your model.
The most popular types of planes, boats, trains, tanks, submarines, racers, and guns are in this Crafto group. Complete in contents—big in size these kits are a real value at only.....

AIRPLANES



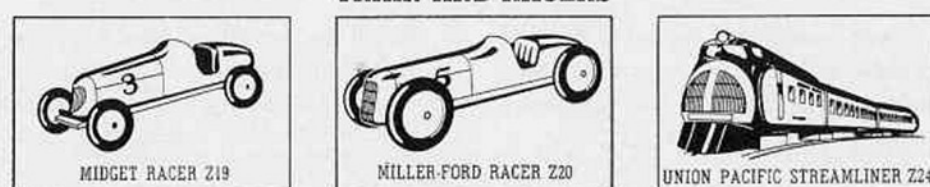
SHIPS



TANKS AND GUNS



TRAIN AND RACERS



COMET CRAFTOS CAN BE BUILT RAPIDLY

COMET SUPPLIES


COMET KEEN-EDGE KNIVES



5c

A new, low-priced tool good for cutting out ribs, formers, etc. Sharp blade holds edge long time. Use Deluxe replacement blades.

Deluxe replacement blades



A Deluxe handy tool made of the finest materials. Cuts balsa very easily. Double end, surgical steel blade can be sharpened when necessary

10c

3 for 10c

BALSA SHEETS



Comet balsa sheets are clear, firm and smooth with just the right wood texture.

	24" Lengths	36" Lengths
1/2" x 2"	3c	4c
1/2" x 2 1/2"	3c	4c
1/2" x 3"	3 1/2c	5c
1/2" x 3 1/2"	4c	6c
1/2" x 4"	6c	9c
1/2" x 4 1/2"	6c	9c
1/2" x 5"	5c	8c
1/2" x 5 1/2"	5c	7 1/2c
1/2" x 6"	9c	10c
1/2" x 6 1/2"	7c	10c
1/2" x 7"	9c	13c
1/2" x 7 1/2"	11c	14c
1/2" x 8"	7c	10c
1/2" x 8 1/2"	9c	12c
1/2" x 9"	11c	13c
1/2" x 9 1/2"	13c	16c
1/2" x 10"	14c	18c



BALSA STRIPS

Comet straight grain balsa strips are strong, flexible and accurately cut—easy to work with.

	24" Lengths	36" Lengths
1/2" x 1"	4 for 1c	2 for 1c
1/2" x 1 1/2"	3 for 1c	2 for 1c
1/2" x 2"	2 for 1c	3 for 2c
1/2" x 2 1/2"	2 for 1c	3 for 2c
1/2" x 3"	2 for 1c	3 for 2c
1/2" x 3 1/2"	2 for 1c	3 for 2c
1/2" x 4"	1c each	2c each
1/2" x 4 1/2"	1 1/2c ea.	2c each
1/2" x 5"	2c each	3c each
1/2" x 5 1/2"	1c each	2 for 3c
1/2" x 6"	1 1/2c ea.	2c each
1/2" x 6 1/2"	3c each	4c each
1/2" x 7"	5c each	6c each

SANDPAPER

Package of 7 sheets, assorted medium and fine grades. Package

PROPELLER BLOCKS



No.	Each
No. 1 3/8" x 1/2" x 6"	1c
No. 2 3/8" x 1/2" x 7"	2c
No. 3 3/8" x 1/2" x 8"	3c
No. 4 3/8" x 1/2" x 9"	4c
No. 5 3/8" x 1/2" x 10"	5c
No. 6 1" x 1/2" x 8"	6c
No. 7 1" x 1/2" x 10"	7c
No. 8 1" x 1/2" x 12"	8c
No. 9 2" x 1/2" x 12"	15c



BALSA BLOCKS

No.	Each
No. 10 1 1/2" x 1 1/2" x 1 1/2"	1c
No. 11 1" x 2" x 2"	2c
No. 12 2" x 2" x 2"	4c
No. 13 3" x 3" x 3"	8c
No. 14 4" x 4" x 4"	15c
No. 15 1" x 3" x 3"	5c
No. 16 1" x 4" x 4"	6c

PLANK BALSA

1/2" x 1" x 36"	9c	2" x 3" x 36"	50c
1/2" x 2" x 36"	15c	2" x 4" x 36"	67c
1/2" x 3" x 36"	22c	2" x 6" x 36"	\$1.00
1" x 2" x 36"	24c	3" x 3" x 36"	80c
1" x 3" x 36"	30c	3" x 4" x 36"	1.00
1 1/2" x 3" x 36"	40c	3" x 6" x 36"	1.50
2" x 2" x 36"	35c		

BAMBOO

Shredded 1/2" x 1/2" x 9"	3 for 1c
Split	1c each

REED

1/2" x 3 ft.	3c
3/4" x 3 ft.	3c
1" x 3 ft.	5c


CELLULOID SHEETS

4" x 5"	4c
8" x 10"	12c

COMET BALSA IS SMOOTH AND STRAIGHT

COMET SUPPLIES

ALUMINUM COWLINGS




Drag Ring Open Cowling Closed Cowling

1" dia.	15c
1 1/2" dia.	18c
2" dia.	20c
2 1/2" dia.	25c
3" dia.	30c

Above prices are for any of the 3 types illustrated. The drag ring and open face types fit over celluloid motors shown elsewhere.

MOTORS



Plain Combination

Colored black. Plain fits into aluminum cowlings shown elsewhere. (Sandpaper slightly around circumference if too snug.)

Plain or Combination

1 1/2" dia.	15c
2" dia.	20c
3" dia.	25c

MOTOR CYLINDERS

Individual hollow, black, celluloid cylinders enables one to build up 2, 3, 5, etc., cylinder motors.

3/8" x 3/8"	4c ea.
-------------	--------



COMET SUPPLIES DRESS UP MODELS

PROPELLERS

Comet propellers for rubber powered models are of uniform pitch, smoothly cut from select balsa.




4" dia.	4c	12" dia.	12c
5" dia.	5c	14" dia.	16c
6" dia.	6c	16" dia.	20c
7" dia.	7c		
8" dia.	8c		
9" dia.	9c		
10" dia.	10c		

PROPELLER SHAFTS

Made of tough music wire. No. 1 and 2 in packages of one dozen for dealers.

No. 1. 2 1/8" long	1c ea.
No. 2. 2 1/2" long	2c ea.
No. 3. 4 1/4" long with propeller bushing	
1/2" dia. music wire and has 1/2" dia. loop	5c ea.



WASHERS

5/32" outside dia.	3c doz.
1/4" outside dia.	5c doz.

BALL BEARING WASHERS

High quality precision bearing. Has three polished balls in tempered brass race. Use them on all rubber powered models to increase performance. 1/4" dia. fits No. 2 shaft, 3/8" dia. fits No. 3 shaft above. 5c each



THRUST BUTTONS



Small size, each	1c
Large size, each	2c

THRUST BEARINGS

Small size	3c
Large size	5c



COMET SUPPLIES

DIE CAST ACCESSORIES

2 BLADED PROPELLERS



1 1/2" dia.	8c	3" dia.	12c
2" dia.	9c	3 1/2" dia.	15c
2 1/2" dia.	10c	4" dia.	20c
4 1/4" dia.	25c		

3 BLADED PROPELLERS

1 1/2" dia.	10c	3 1/2" dia.	20c
2 1/2" dia.	15c	4 1/2" dia.	25c

1917 WAR TIME PROPELLER



2" only	8c ea.
---------	--------

WING AND RUDDER LIGHTS

Set of 3

1/8" long	Set 10c
-----------	---------



MACHINE GUNS

3/4" Pursuit	3c
1 1/4" Pursuit	5c

1 1/4" Lewis	10c
1 3/4" Lewis	12c



BOMBS

3/4"	5c
1 1/4"	18c



RUBBER

3/8" x 1/8" Regular or Brown 2 ft. for 1c
Above rubber furnished in 50, 100, 225, and 675 ft. packages.

1/2" x 1/8" Regular or Brown 3 ft. for 2c
Above rubber furnished in 50, 100, 225, 475 ft. packages.

1/4" x 1/8" Regular 3 ft. for 1c
3/64" x 3/64" Regular 2 ft. for 1c
Above rubber furnished in either 50 ft. or 100 ft. packages.

RUBBER LUBRICANT

Maximum performance from your model requires lubricated rubber. Use Comet "lube"—it's the best.

New large size	10c	1/2 pint can	45c
Jumbo jar	15c	1 pint can	80c
4 ounce jar	25c	1 quart can	\$1.35

COMET RUBBER GIVES LONGER FLIGHTS

STREAMLINED BALSA WHEELS (As Illustrated)



	Per Pair
3/4" dia.	4c
1" dia.	5c
1 1/8" dia.	6c
1 1/2" dia.	6c
2" dia.	10c
2 3/8" dia.	15c
2 3/4" dia.	20c

Note: See listing in Gas Model Supplies for other sizes.

WHEEL BUSHINGS

Insert in balsa wheels to give good bearing surface. Made of brass and are easy to install. 3/8" dia. and 1/2" dia.—Package of 4.....5c

RUBBER DOUGHNUT WHEELS

1" dia.	pr. 10c
1 1/4" dia.	pr. 15c
1 1/2" dia.	pr. 20c



HARDWOOD WHEELS

	Per Pair
1/2" dia.	2c
3/4" dia.	2c
1" dia.	2c
1 1/4" dia.	3c
1 1/2" dia.	5c
1 3/4" dia.	5c
2" dia.	8c
2 3/4" dia.	10c



TURNED COWLINGS

At last! Hardwood cowlings that are light enough for flying models, yet are strong and look real. Use small thrust buttons on page 46.

No. 1—2 1/8" dia.	10c
No. 2—2 1/2" dia.	10c
No. 3—2 3/8" dia.	10c



ALUMINUM SHEETS

.006 x 4" x 6"	8c ea.
----------------	--------

ALUMINUM WIRE

Very light and strong. Excellent for brace wires, etc. 5 ft. length.....3c

COMET SUPPLIES

SCOTCH CELLULOSE TAPE



No wetting—no fuss—merely press into place. Many uses for this new type adhesive tape. Seals instantly with slight pressure—no water required. Will not dry out, crack or curl. Remains flexible.

3/4" x 100" Transparent, per roll 10c
Display box contains 24 rolls.

SCOTCH TAPE WITH UTILITY DISPENSER



For mending torn book pages, records, etc. The 25c roll shown above is furnished with New Type Utility Dispenser. Easy to use. No fuss. No wetting. 3/4" x 300" transparent roll in Utility Dispenser.

Per roll 25c
12 rolls in display carton

COMET WING PIN

Let other folks know you're air-minded! Get one of these dandy aeronautical emblems to wear on your lapel or belt. Very attractively finished in silver or gold with blue banner 10c ea.



COMET SUPPLIES DRESS UP MODELS

SYNCRON JR. SAW



A perfect jig saw that comes ready to run, no motor to buy or hook up. Just plug it in any 110 volt outlet and cut through thick wood like butter. Saw has an 8" swing. Excellent for all scroll work. Especially Gas Model parts and thick balsa which cannot be cut with knife or razor blade.

Complete with cord \$5.95
Extra blades 5c each, 6 for 25c

SYNCRON SR. SAW

A larger jig saw for heavy-duty work. Has a bigger, stronger power unit \$10.95

TUBING



Aluminum and Brass.

1/2" dia. x 6" Each 7c
1/4" dia. x 6" Each 7c
1/8" dia. x 6" Each 8c
1/2" dia. x 6" (alum. only) Each 9c
1/2" dia. flexible rubber tubing for slipping onto hook of prop shaft to prevent cutting rubber strands. Also used for gluing around cockpits. (Slit with razor blade for easy way to apply.) Per ft. 3c

MUSIC WIRE

Straightened and cut to 2 ft. lengths, per length 2c
No. 6016 No. 12029
No. 8020 No. 14033
No. 10024 No. 18041

See Listing in Gas Model Parts for Larger Sizes.

MODEL LILLS



Tiny pins (only 1/2" long) that can be pushed through wood without splitting.

Package 3c

COMET DOPE

For Lustrous Finishes

Excellent for all model work. Comet Dope is easily applied—covers with a uniform color tone—does not streak. Dries quickly, with no blushing, to a brilliant, glossy finish—with the necessary skin flexibility.

Dope available in these colors:
Clear
White
Cream
Yellow
Light Blue
Dark Blue
Black
Orange
Gray
Olive Drab
Green
Red
Aluminum
Gold

BOTTLED DOPE

New large size 5c
Jumbo jar 10c
4 oz. jar 20c

DOPE IN CANS

1/2 pint can 35c
1 pint can 60c
1 quart can \$1.00



FILLET PUTTY

Excellent for all types of fillets. Dries quickly. Can be sanded, does not shrink, crack or chip. Takes dope perfectly.


New large size 10c
Jumbo jar 25c
4 ounce jar 45c
1/2 pint can 85c
1 pint can \$1.50
1 quart can 2.75

WOOD FILLER

Best doping results are obtained if filler is used for an undercoat to fill in the wood grain.

1/2 ounce jar 5c
Jumbo jar 15c
4 ounce jar 25c
1/2 pint can 45c
1 pint can 80c
1 quart can \$1.35

SPRAYERS



Mouth type sprayer as illustrated. Place long end in water and blow through other end. Produces a fine even spray 5c ea.



MASKING TAPE

GIVE YOUR MODEL A "PROFESSIONAL" FINISH

Stick this tape in place when painting color separations. Makes a clean smooth line. Can be used over and over again. Excellent for striping fuselage or painting scallops on wings. Per Card 5c

BANANA LIQUID

PAPER CEMENT

Used for fastening tissue to model framework. Holds tight—does not wrinkle tissue. Best obtainable.

New large size 5c
Jumbo jar 10c
4 ounce jar 20c
1/2 pint can 30c
1 pint can 55c
1 quart can \$1.00

GLOSS DOPE

Brush this liquid over wood or tissue surface after painting, to give it a permanent high lustre.

New large size 5c
Jumbo jar 10c
4 ounce jar 20c
1/2 pint can 35c
1 pint can 60c
1 quart can \$1.00

MICROFILM SOLUTION

Developed by Comet. Makes the lightest and toughest microfilm. Use this solution for best results on microfilm covered models. Directions included.

New large size 10c
Jumbo jar 15c
4 ounce jar 25c
1/2 pint can 45c
1 pint can 80c
1 quart can \$1.35

THINNER

Used for thinning dope, filler, fillet compound and cement when it gets too thick. Will also remove nail polish.

New large size 5c
Jumbo jar 10c
4 ounce jar 20c
1/2 pint can 30c
1 pint can 55c
1 quart can \$1.00

COMET DOPE MAKES NEATER FINISHES

5c COMET CEMENT 10c



The finest model cement made—the most widely used. Model builders everywhere are using this popular cement, the expert and novice alike. Try it! You'll be amazed at how fast it dries—how firmly it holds—at its flexibility—and transparency.

Comet cement is very excellent for all household repairs. Comes in handy nozzle tip tubes.

Small tube 5c
Large tube 10c

BOTTLED CEMENT
New large size 5c
Jumbo jar 10c
4 oz. jar 20c

CEMENT IN CANS
1/2 pint 35c
1 pint 60c
1 quart \$1.00



MODEL TISSUE

Highest quality tissue. Light in weight and very strong. Colors do not fade when sprayed with water for shrinking. Sheet size, 20 1/2 x 24".
White Yellow Orange
Black Green Light Blue
Red Khaki Dark Blue
In bag 2 sheets for 5c
Silver tissue, per sheet 5c

BAMBOO PAPER

For gas models and other large models. Very durable. Red, Yellow, Blue and Green. 24" x 36" sheet 5c
Natural, 24" x 36" sheet 5c

SILKSPAN TISSUE

A new covering tissue that does not pull apart easily when handled wet. Light in weight, very strong and easy to apply wet or dry. Especially good for difficult curves when wet.

RED, WHITE, ORANGE, BLUE, YELLOW
Silkspan 00—For rubber powered planes
Sheet—19 1/2" x 24 1/2" 3c
Silkspan GM—For gas powered planes
Sheet—24" x 36" 10c ea., 3 for 25c

SILK

Extremely light weight yet possessing great strength. Perfect for covering large gas models. Can be shrunk to drum tight tautness. Comes in 36" width. 60c per yd.

DECAL STRIPING



Easily and quickly applied to wings, fuselage or tail of model. Choice of Red, Yellow, Blue, White, Gold, Silver, Black.
1/8" and 1/4" width, 4 ft. 6c

SEE PAGE 52 FOR DECAL NUMERALS AND LETTERS.

DECAL INSIGNIA



Striking! Colorful! Authentic decal transfers of emblems and insignia for U. S., British and German flying and solid models. Order by number. Only 3c per pair.

No. 10 2" Cocardes	No. 23 12th Observ'n
No. 11 1" Cocardes	No. 24 2nd Photo. Sect.
No. 12 1 1/2" Cocardes	No. 25 94th Pursuit Sq.
No. 13 1 1/2" Crosses	No. 26 7th Fighting Sq.
No. 14 1 1/2" Crosses	No. 27 41st Scout'g Sq.
No. 15 3/4" Swastika	No. 28 3rd Bomb'g Sq.
No. 16 1" Swastika	No. 29 25th Bombard'g
No. 17 2" U. S. Stars	No. 30 70th Service Sq.
No. 18 1 1/2" U. S. Stars	No. 31 1st Torpedo Sq.
No. 19 1" U. S. Stars	No. 32 43rd School Sq.
No. 20 1 1/2" U. S. Stars	No. 33 8th Patrol Sq.
No. 2 1 1/2" U. S. Stars	No. 34 Naval Air Base
No. 21 95th Pursuit Sq.	No. 35 88th Observ'n
No. 22 3rd Fighting Sq.	No. 36 13th Attack Sq.



Above: large sheet containing 1 pr. each insignia shown, each approximately 1" dia. Brilliantly colored, beautifies all models. No. 1, per sheet 5c

GAS MODEL ACCESSORIES


PEAK Performance!

AIRSPED 35

35c

AIRSPED 25-25c

AIRSPED 15-15c



BALSA FOR GAS MODELS

Comet gas model balsa is the finest obtainable. It comes in straight grained, 60" lengths and is precision cut from select balsa of just the right grain and texture.

1/8" x 1/8".....	2c	1/8" x 1/4".....	4c
1/8" x 1/4".....	2c	1/8" x 1/2".....	6c
1/8" x 1/2".....	4c	1/8" x 3/4".....	6c
1/8" x 3/4".....	6c	1/8" x 1".....	8c
1/8" x 1".....	14c	1/8" x 1 1/4".....	20c
1/8" x 1 1/4".....	2c	1/8" x 1 1/2".....	8c
1/8" x 1 1/2".....	5c	1/8" x 1 3/4".....	10c
1/8" x 1 3/4".....	15c	1/8" x 2".....	12c

PLYWOOD

Genuine three-ply wood of select poplar and birch. Just RIGHT for firewalls, gussets, etc.

1/8".....	4"x12".....	8"x12".....
1/8".....	15c	25c
1/8".....	15c	25c
1/8".....	15c	25c

ALUMINUM SHEET

The perfect material for cowlings. Gives your model a professional "dressy" appearance.

Thickness.....	6"x12".....	12"x12".....
.006".....	20c	35c
.010".....	23c	40c

FORMED LANDING GEARS

Suitable for use with rubber or gas models. Made of tough, springy music wire and are adaptable to any model.

- No. 1—"C" gas models, 1/8" dia., 12" tread—6 3/4" high.
- No. 2—"B" gas models, 3/16" dia., 11" tread—6 1/2" high.
- No. 3—"A" gas models, 1/16" dia., 6 1/4" tread—4 3/4" high.
- No. 4—Rubber models, 1/16" dia., 8 3/4" tread—6 1/4" high.
- No. 5—Rubber models, 1/16" dia., 7" tread—3 3/4" high.
- No. 6—Rubber models, .035" dia., 4 1/2" tread—3 3/4" high.
- No. 7—Rubber models, .035" dia., 4 1/2" tread—4 1/2" high.
- No. 8—Rubber models, .029" dia., 4 1/4" tread—3 3/4" high.

PROPELLER NUTS

Keep a few handy to replace the ones you'll lose in the grass when changing props.

- No. 1—Fits all large engines, 1/4"..... 2 in pkg. 5c
- No. 2—Fits all small engines, 3/16"..... 2 in pkg. 5c

GAS MODEL PROPELLERS

DEVELOPED BY CARL GOLDBERG

Here's the newest in gas model props. Carefully designed for utmost efficiency, tested with scientific instruments for maximum thrust, precision manufactured on exclusive special automatic equipment and super-finished to smooth perfection. They all carry Carl Goldberg's stamp of approval.

AIRSPED 35

Absolutely the finest, most efficient gas propeller model Machine carved for uniformity, accurately sanded, carefully lacquered and then hand rubbed to a super-smooth finish.
8", 9", 10", 11", 12", 13", 14".....each 35c

AIRSPED 25

Scientifically designed propeller that will give excellent results. Every prop is carefully finished and lacquered. Will outpull most other propellers.
8", 9", 10", 11", 12", 13", 14".....each 25c

AIRSPED 15

For the model builders who prefer to finish their own propellers. Partly finished and unlacquered, but of same careful design and workmanship.
8", 9", 10", 11", 12", 13", 14".....each 15c

SEE THE HANDY KEEN-EDGE KNIFE ON PAGE 45

COMET CEMENT IS THE CHOICE OF EXPERTS

GAS MODEL ACCESSORIES

COLLAR



Most practical means of holding wheels on axle. Easy to change wheels. Does away with soldering. For 1/8" axles. Per pair.....20c

MUSIC WIRE

Highest quality polished music wire for use on gas models. Tough and springy. Comes in straight three foot lengths.

1/8" dia.4c
3/16" dia.10c
1/4" dia.17c

LUGS

These should be soldered to all wire terminals. Facilitates taking connections apart. One-half dozen in package for.....5c

TOGGLE SWITCH

Size 1 3/8" over all. Weight, less than 1/4 oz. Smallest toggle switch obtainable. Works easily without straining its mountings.....15c ea.

TINY SCREW EYES

Only 3/8" dia. Good for keeping ignition wire in place. Package of 5.....5c

GAS MODEL WASHERS

Package of 2 doz.....10c

GAS MODEL LOCK WASHERS

Package of 18.....10c

BRASS BATTERY SPRINGS

If you make your own battery box, you need these contact springs to insure a complete circuit. They fit all size batteries. Mount as illustrated. Each.....5c

NUMERALS AND LETTERS

Size	Numeral or Letter	Size	Numeral or Letter
1 inch	3c	4 inch	5c
2 inch	4c	5 inch	8c
3 inch	5c	6 inch	9c

1" and 2" available A to Z. 3" to 6" Letters A, B, C, E, G, I, L, M, N, O, P, S only. Complete range of numerals in all sizes.

NOTE: Certain letters not stocked such as, "K" may be made up by cutting apart standard letters such as, "M". Same holds true for curved letters such as, "Q", "U", etc.

ASSORTED SCREWS



ASSORTED SCREWS. Nuts and hard-to-get miniature screws. Smallest size 2-56x1/4" long. Largest 4-36x1 1/2" long. Per package.....10c

TERMINAL SPRING CLIPS

Only 1/4" long. Very light. Excellent for booster connections, terminals, etc. Bright nickel finish.....2 for 5c



ALLIGATOR CLIPS

Excellent for booster connections—Testing, etc.



Regular, each.....5c Solderless type, ea. 10c

SOLDERLESS PLUGS

Easily fastened to battery leads without soldering. Fits snugly in tip jack. Each.....10c

TIP JACKS

Very small. Easily installed in model. Excellent for booster connections. Each.....10c



GAS MODEL FLOATS



For a real thrill equip your model with these pontoons. They can be easily fitted to any gas model such as the Clipper, Zipper or Mercury. The pontoons are 28" long and weigh 4 oz. per pair. They were designed with the aid of data supplied by the Edo Aircraft Corporation and are of sturdy, all balsa construction to withstand ground landings. Kit includes clearly detailed plan, printed balsa, banana liquid, glue, aluminum dope, streamlined struts, etc. Kit No. T9.....Pair \$1.00

GAS MODEL ACCESSORIES

RUBBER WING LOOPS

There has been a great demand for ready formed rubber loops for fastening wings and tail assemblies to gas models. Well—here they are! 6" loops of 1/8" or 11" loops of 1/8" flat rubber in a glassine bag.

6" loops (1 doz.).....5c
11" loops (1 doz.).....5c


SPONGE RUBBER WHEELS

LIGHT WEIGHT

Very practical, inexpensive and beautifully made. Streamlined, long wearing. Brass bushings take 3/16" dia. axle.

2" dia.40c pr.
2 1/2" dia.40c pr.

COMET INFLATED WHEELS



Will withstand the most severe punishment. Hubs are bushed to fit 1/8" dia. axles. This prolongs life of wheels, makes them outlast many higher priced wheels. Hub is enameled, making a neat appearing unit. Pure rubber tires which maintain inflated pressure. Brings model down with a cushion-like action. 3 1/2".....\$1.60 pr.

Only.....\$1.60 pr.

BALSA GAS MODEL WHEELS

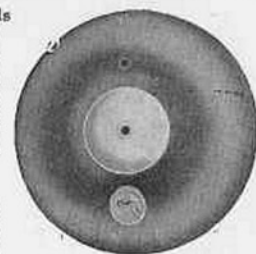
Comes in halves so that they may be glued together cross grained for strength. Bushings furnished.

2 1/8" dia.25c pr.
2" dia. streamlined one piece Balsa wheel, complete with bushings.....20c pr.

STREAMLINED AIR WHEELS

Best air wheels for their amazingly low price. Fully streamlined and re-inflatable by use of simple valve furnished with each pair.

2 1/2" dia.\$1.25 pr.
3 1/2" dia.1.50 pr.
4 1/2" dia.1.75 pr.



TAIL WHEELS

Rubber tired aluminum high grade wheels. 1 1/4" dia.13c ea.
Axle dia.—3/16"

RUBBER TIRED DOUGHNUT TAIL WHEELS

1".....5c ea. 1 1/4".....8c ea. 1 1/2".....10c ea.
Axle dia.—3/16"

M. & M. INFLATED WHEELS

Light Weight Series

Can be inflated or deflated.

1 1/4" dia.50c pr.	2" dia.60c pr.
1 1/2" dia.50c pr.	2 1/8" dia.60c pr.
1 3/4" dia.50c pr.	2 1/4" dia.60c pr.
1 7/8" dia.50c pr.	2 3/8" dia.60c pr.
1 5/4" dia.60c pr.	2 1/2" dia.60c pr.
Do-Nut wheels 60c pr.	2 3/4" dia.60c pr.
1 7/8" dia.60c pr.	

Heavy Duty M. & M. Wheels

2 5/8" light weight Gas Model Wheels.....90c pr.	
3" dia. Gas Model Wheels.....\$1.00 pr.	
3 1/4" dia.pr. \$1.50	4 1/2" dia.pr. \$2.75
3 1/2" dia.pr. \$2.75	6" dia.pr. \$4.50

TREXLER BALLOON WHEELS



Made of finest black latex rubber. Patented process eliminates use of extra apparatus to inflate or deflate wheels. Extremely light in weight. Average weight of wheel is 1/2 oz. Ideal for small gas models or large rubber powered models.

No.	Inflates	Pair
No. 1	inflates 1 1/4" to 1 3/8"	40c
No. 2	" 1 1/2" to 1 5/8"	40c
No. 3	" 1 3/4" to 1 7/8"	50c
No. 4	" 2" to 2 1/8"	50c
No. 5	" 2 1/4" to 2 3/8"	60c
No. 6	" 2 1/2" to 2 3/4"	60c

TREXLER GAS MODEL WHEELS

No.	Size	Wt. per Pair	Carrying Capacity	Pair
No. 8G	2 3/4" dia.	1 oz.	6 to 8 lbs.	\$1.00
No. 9G	3" dia.	1 1/2 oz.	8 to 10 lbs.	1.25
No. 10G	3 1/2" dia.	2 oz.	10 to 12 lbs.	1.50
No. 11G	4 1/2" dia.	3 oz.	12 to 15 lbs.	1.75


Hand pump for inflating Trexler Gas model wheels.....20c

CONTEST WINNERS PREFER COMET SUPPLIES

COMET SUPPLIES ARE EASIEST TO USE

GAS MODEL ACCESSORIES

AUSTIN TIMER



Most inexpensive and lightest timer made. Accurate and reliable. Will not jam or wear out. Not affected by engine vibration. Adjustable for any duration.

• Easier adjustment. New design makes possible quicker, more accurate setting.

• Stronger contact spring. Gives positive contact even under severe motor vibration.

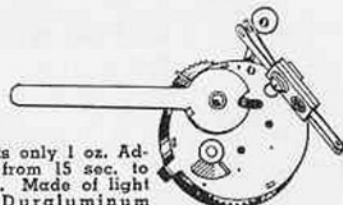
• Stop watch accuracy. New needle valve adjustment from 1 second to 10 minutes.

- Weighs only $\frac{3}{8}$ of an ounce.
- Completely enclosed for protection from dust and dirt, oil and gasoline.
- Special instruction sheet with installation and wiring diagram given free with each timer.
- Complete \$1.25

MIDGET AUSTIN TIMER

Ideal for Class "A" models. Midget is identical to the standard type with exception of a shorter case— $1\frac{1}{2}$ " in length. Weighs only $\frac{3}{8}$ of an ounce. Price \$1.25

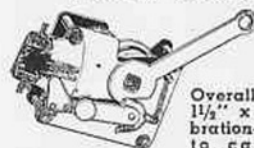
NEW DURAL TIMER



Weights only 1 oz. Adjustable from 15 sec. to 1 minute. Made of light weight Duraluminum wherever practical. A precision built unit—will last a lifetime.

Price \$2.00

LIGHT WEIGHT TIMER



Light weight timer. $1\frac{1}{8}$ oz. Adjustable from 15 to 53 sec. Silver contact on-off snap action switch. Overall dimensions: $\frac{3}{4}$ " x $1\frac{1}{4}$ " x $2\frac{1}{4}$ ". Absolutely vibration-proof, no hair spring to cause trouble. Three mounting screws (furnished) eliminating bracket weight.

Each \$1.95

LOW-PRICE TIMER

Exactly as above but brass is used instead of Duraluminum. Very sturdy construction. Each \$1.50

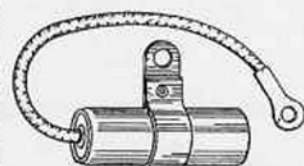
DELAYED ACTION TIMER KIT

Excellent for all types of delayed action such as retractable landing gears, parachute drops, smoke screens, bomb releases, pick-a-back models, etc. Time is adjustable. Not an ignition timer. Weighs $\frac{1}{4}$ of an ounce. Kit contains assembly instructions and finished parts 25c



CONDENSER

Can be used for any motor on market. Insulated multiple strand lead with lug attached. Completely inclosed in light weight metal shell to prevent entrance of dirt, oil, moisture, etc. Mounting bracket attached. Each 25c



REGULAR BURGESS BATTERY



Its light weight, only $4\frac{1}{2}$ oz., and its small size, $5\frac{1}{4}$ " overall length by $1\frac{1}{4}$ " square, allows it to be placed easily in most fuselages. The construction is moisture-proof and leak-proof. Excellent service will be obtained from this battery when used with clean, well-conditioned ignition systems. Price 70c

SMALL BURGESS BATTERY



A Midget 3-volt ignition battery, even smaller and lighter than the REGULAR SIZE. Designed for those desiring the utmost in small size and light weight. Overall length is only $3\frac{3}{8}$ ", and its weight only $2\frac{3}{4}$ oz. Price 50c

COMET SUPPLIES ARE THE BEST

GAS MODEL ACCESSORIES

BRIGHT STAR BATTERIES



BRIGHT STAR FULLY INSULATED metal top cells are very dependable, long lasting and economical.

Regular Cell— $1\frac{3}{8}$ " x $2\frac{3}{8}$ ", $1\frac{1}{2}$ v. ea. 10c

Medium Cell—1" x $1\frac{1}{8}$ ", $1\frac{1}{2}$ v. ea. 10c


Penlight Cell— $\frac{5}{8}$ " x $1\frac{1}{8}$ ", $1\frac{1}{2}$ v. ea. 5c



BRIGHT STAR BOOSTER BATTERY

Preserve your flying batteries by using these high grade Bright Star "Boosters". When motor starts, simply switch over to the flying batteries in model. $2\frac{1}{2}$ " x 6"— $1\frac{1}{2}$ v. Each 40c

AUSTIN BATTERY BOX



Most practical way of mounting batteries. Cells are held securely, yet permit instant changing at the field. Very light in weight. Made in three sizes.

Penlight Size 40c

1" dia. size 40c

$1\frac{3}{8}$ " dia. size 40c

COMET MOTOR OIL

Tests indicate that with COMET'S new motor oil, your motor will run smoother, develop about 5% more R.P.M., wear less and last longer. This oil is used extensively with great satisfaction in model plane and race car motors.

6 ounce jar 25c

1 pint can 50c

COMET SUPPLIES ARE USED BY CHAMPS

CHAMPION SPARK PLUGS



These little plugs are especially built for model airplane motors. Designed for easy starting and smooth operation.

V— $\frac{3}{8}$ " x 24 50c

V2— $\frac{1}{4}$ " x 32 50c

V3— $\frac{1}{4}$ " x 32 50c



CHAMPION RACING PLUGS

Developed for better high speed performance.

VR1— $\frac{3}{8}$ " x 24 50c VR2— $\frac{1}{4}$ " x 32 50c

BLUE CROWN PLUGS



Blue Crown spark plugs are scientifically designed for model motors. Special materials used to make a more efficient plug.

Type A1— $\frac{3}{8}$ " x 24 60c

Type A2— $\frac{1}{4}$ " x 32 60c



SPARK PLUG WRENCHES



Made of finest seamless steel tubing. Accurately shaped to insure a snug fit. Prevents broken and damaged plugs and motor fins. Comes in these sizes:

$1\frac{1}{2}$ " For Champion V Plug

$7\frac{1}{16}$ " For prop. nuts and Brown, Hurleman, Blue Crown A1 plugs

$3\frac{1}{8}$ " For Champion V-2 and Blue Crown A2 plugs

$5\frac{1}{16}$ " For Champion V-3 plugs

Finest gas model wrenches made.

Each 20c

COMET UNIVERSAL WRENCH

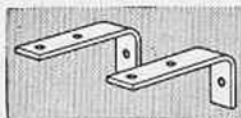


Gas modelers! Stop using pliers on spark plugs. This wrench fits them all—also hub nuts, timer nuts, crank case plate covers, and most standard nuts pertaining to gas models. 10c each

GAS MODEL ACCESSORIES

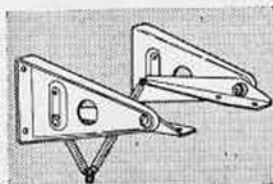
ATOM MOTOR MOUNTS

Made of tough aluminum but weigh less than 1/2 oz. per pair. Holes correctly spaced for the Atom motor.
Pair 15c



SWIVELING MOTOR MOUNTS

Patented



Eliminate broken propellers and prevent bent crankshafts with these new dual swiveling motor mounts. Excellent for models with retractable landing gear because entire motor unit swivels if propeller hits an obstruction. Weight is scant 1 1/2 oz. Kit includes assembly instructions and all necessary hardware..... 65c

tor unit swivels if propeller hits an obstruction. Weight is scant 1 1/2 oz. Kit includes assembly instructions and all necessary hardware..... 65c

DURAL MOTOR MOUNTS



all motors. Can also be used to break in motors. Pair 35c

ALUMINUM ANGLE

Ideal for motor mounts. Light in weight yet strong. Will "give" in a severe crash to protect motor. Walls are 1/8" thick.

Per 12" Length 20c
Per 12" Length 30c
1/2" x 1/2" 20c
3/4" x 3/4" 30c

MOTOR TEST BLOCK

Varnished gumwood block 1/2" x 2 1/2" x 6", routed, drilled, ready for Comet "35" motor.
Each 15c



IGNITION WIRE

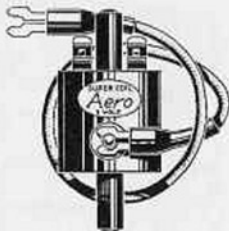
Multiple strand genuine copper wire. (Far superior to ordinary copper coated iron wire.) Oil and waterproof insulation. Exceedingly light in weight and especially suited for gas motor hook-up.
5 ft. coil 10c

SMITH HIGH TENSION LEAD

Can be used for all engines. Multiple-strand wire, heavily insulated. Both ends fitted with clips for fastening to plug and coil. Best made. A real necessity. Each 15c

AERO SPARK COILS


By laboratory and field tests the Aero Spark coils will develop a greater heat-spark than any other coil in its class. These are the finest coils available today. Complete with lead.
Regular two battery (3 volt) Aero Super coil—2 1/4 oz. Ea. \$2.25
Featherweight Aero Super coil (3 volt)—1 1/2 oz. Each \$2.25



SMITH COMPETITOR COIL

Especially designed for the smaller engines, this new 3 volt coil is light in weight (1 1/2 oz.), delivers a hot spark with less battery drain. With high tension lead..... ea. \$1.75

SMITH IGNITION COIL



New light weight (only 2 1/2 oz.) molded extra strength bakelite enclosed coil. New improved screw type terminals, not shown. Detachable high tension lead. Coil is only 1" dia. and 2" high. Will outlast many higher priced units. Coil complete with high tension lead.
Each \$2.50

SYNCO COIL

Amazing value! 2 oz. high powered coil, oil-water-shock-proof case, Fahnestock primary clips and snap-on high tension fitting, 7/8" dia. x 2 3/4".
Each 75c

SYNCO SUPERLITE COIL

A newly developed 3 volt coil that weighs but 2 oz. Compact and well built, it is equipped with gas and oil proof, unbreakable molded case—fahnestock clips for primary leads—with clip on high tension lead. Coil complete with lead.
Price \$1.50



GAS MODEL MOTORS

ATOM

CLASS "A" .097 CU. IN. DISP.

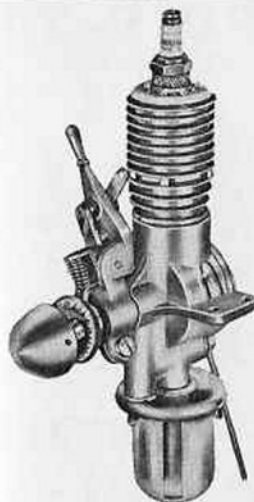
Here's the Lightest and Mightiest production engine ever made. Weighs but a scant 1 1/2 oz., including spark plug and tank.

The super Atom will out-speed, outpull, outclimb any motor of equal displacement! Each engine precision fitted, literally custom made. Molybdenum Chrome Steel Cylinder and Piston. Many exclusive engineering features incorporated in this compact, super power plant.

Bore 1/4" - Stroke 1/2". Develops highest power to weight ratio of any engine 1/10 - 1/8 H.P. The Atom is complete with coil and condenser. Ready to run. \$15.50

Use 8 in. Comet "Air-speed" Propeller.

AN EXCELLENT MOTOR FOR THE COMET ZIPPER "A"




OHLSSON "19"

CLASS "A" .199 CU. IN. DISP.

Built to the very limit of Class "A" displacement rule—the dependable, precision built "19", is a champion in the smallest field. It contains all the features of a "23"—identical in every respect except the displacement.

Finest materials used — all precision engineered. The Ohlsson "19" and "23" contain: dynamically balanced piston, crankshaft, and connecting rod, ball thrust bearings, fully enclosed timer, jiffy-fill gas cap, etc. Ohlsson "19"—Bore and Stroke—11/16" x 17/32" H.P. 1/7. Bare motor weight 4 3/4 oz. Use 10" Comet "Air-speed" propeller with this motor. Complete with coil, condenser and transparent fuel tank..... \$14.50



USE THIS MOTOR IN THE COMET MERCURY FOR CLASS "A" FLYING

OHLSSON "23"

CLASS "B" .23 CU. IN. DISP.

Made exactly as the "19"—but having larger displacement — the "23" has same microsealed engineering. All parts completely interchangeable makes replacement easy and economical.

Championship performance — proven power and dependability. Bare weight only 5 1/4 oz. Mounting—combination radial or lug. Bore and Stroke 11/16" x 3/8" —H.P. 1/6. Use 11" Comet "Air-speed" propeller. With coil and condenser \$16.50

THE OHLSSON "23" CAN BE SUCCESSFULLY USED IN THE MERCURY OR ZIPPER


ALL GAS MOTORS FIT COMET MODELS

COMET SUPPLIES ALWAYS SATISFY

GAS MODEL MOTORS

Rogers KD-29

CLASS "B" .29 CU. IN. DISP.




A good, low priced KNOCKED DOWN motor. Easy to assemble. New perfected timer—supercharged carburetion—will not flood! Bore—13/16". Stroke—9/16". Weight—4 1/4 oz. All precision parts included to complete motor as shown above. KNOCKED DOWN.

\$4.95

SYNCR0 B-30

CLASS "B" .30 CU. IN. DISP.



Weight—5 3/4 oz. Bore—13/16". Stroke—9/16". H.P.—1/7. With coil and condenser.

\$7.95

SYNCR0 PC-2

Knocked down—ready to assemble. Entire motor made of special aluminum alloys for strength and lightness. Without coil and condenser.

\$4.95

BROWNIE

CLASS "B" .29 CU. IN. DISP.



A streamlined and compact young member of the record-breaking family of Brown Jr. motors! The Brownie is truly a fine little engine with many outstanding features. It has a multiple spring aviation timer—cam made of tough steel and hardened—machined steel cylinder. Entire motor is made of highest quality materials. Bore .770". Stroke 3/4". H.P. 1/7. Bare weight 6 3/4 oz. Use 11" Comet "Airspeed" propeller with motor. Complete as illustrated.

\$7.50

Comet Zipper Page 64 is the Best Model for these Motors.

O. K. "49"

CLASS "C" .49 CU. IN. DISP.



"O.K." engines start easily, run consistently! Are dependable—give thrilling performance.


Built to highest engineering standards incorporating such features as one piece steel cylinder, ground and lapped—piston individually fitted to cylinder, and wrist pin hollow drilled. Translucent bakelite gas tank. "O.K." motors are block-tested. Bore .9". Stroke .775". H.P. 1/5. Bare weight 10 oz. Use 13" Comet "Airspeed" propeller. Motor with coil, condenser and exhaust stack.

\$15.50

GAS MODEL MOTORS

OHLSSON "60"

CLASS "C" .60 CU. IN. DISP.



The finest miniature motor obtainable at any price. Unequaled in design, workmanship, and power performance.

Engineering plus—Venturi carburetor principle, tool steel crankshaft, friction free roller bearings and ball thrust bearings, hi-compression head piston, jiffyfill gas cap, etc. Motor weight—10 oz. Bore—15/16". Stroke—7/8". H.P.—1/4. Upright or inverted.

\$21.50

O. K. SPECIAL

CLASS "C" .604 CU. IN. DISP.



Precision design, engineering and assembly has made "O.K." one of the most reliable engines in the field today.

Features patented cylinder and crankcase construction with integral manifolding. Piston individually fitted, hardened crankshaft, connecting rod, piston and wrist pin. Translucent gas tank—shakeproof micrometer needle valve. H.P.—1/4 plus. Bore .9 in. Stroke .95 in. Bare weight 10 1/2 oz. Motor with coil and condenser.

\$15.50

Use the Comet Clipper or Sailplane with the motors shown here.

14" Comet Airspeed Props fit these motors.

COMET "35" MOTOR

BROWN JR.

CLASS "C" .60 CU. IN. DISP.



MODEL "B"—Ranks high in precision built engines. New, improved timer—chrome molybdenum crankshaft—micrometer needle valve—transparent gas tank. Special steel piston and cylinder. Cadmium plated. Bore—7/8". Stroke—1". H.P.—1/5. plus. Weight—8 1/2 oz. Same specifications for all models. Complete with coil and condenser.

\$16.50

MODEL "D"—Same as above, except has aluminum piston with two rings, and special alloy connecting rod. Complete with coil and condenser.

\$12.50

Exhaust Manifold
Fits all Brown "B"
and "D" engines.
Easily attached.
Each 50c



FUNNEL

Small funnel with wire mesh filter for putting fuel mixture in tank. Made of brass. Cadmium plated. Long thin attached tube permits access to tanks in close quarters. Each 35c



EYE DROPPER

Indispensable for dropping castor oil or Pyroil into the intake tube of motors during the run-in period; also, for priming a motor thru the exhaust for a quick start. Each 5c ea.



SEE BACK COVER FOR

GAS POWERED RACE CARS

DOOLING STREAMLINER

87.37 M.P.H.!

HERE'S WHY!

In its first public appearance, March 2nd, 1941, the new DOOLING STREAMLINER race car broke all existing records for the 1/4 and 1/2 mile events—creating a new record speed of 87.12 M.P.H. Just recently this was beaten by another Streamliner that turned up 87.37 M.P.H. for 1/4 mile.

S.K.F. ball bearing spur gear drive unit (entirely eliminating the drive shaft and bevel gears). Streamlined front wheels. Full knee-action front axle. Aluminum castings (2-piece body design, highly polished). Weight—only 3 3/4 pounds. Height—only 4 7/8 inches. New higher gear ratio stock equipment. Precision workmanship by experienced workmen.


All parts for assembly including special flywheel.....

\$2950

DOOLING "MERCURYS"

Both Mercury cars are leaders in their fields. Both hold the highest records in miniature auto racing. They are the best race cars available.

REAR DRIVE



The most popular car in use today. All of its features have been track tested and proven for over a year. Here are some of its features: All metal body — 4 coil spring suspension — Rubber Snubbers — Positive traction — Rigid X-member frame — 4 ball and socket radius rods — Removable balanced wheels — Heat-treated bevel gears — Oil bath drive unit. Race the car that has held all the major records.

\$2750

Kit without motor.....

FRONT DRIVE

Here is the new front-drive Dooling car that has skyrocketed into top place and is fast gaining popularity. Look at all of these NEW features: Cast one-piece body — Elimination of body frame — Internal 3-coil spring mounting — Integral motor mount and drive — Easily removed drive assembly — Insured alignment — Vibration free suspension — Rubber shock absorbers. Get this new car that has all the latest features in model car racing.



\$2950


Kit without motor.....

USE MOTORS ON PAGE 59 IN THESE CARS



ZIPPER "A"

GAS MODEL FOR ATOM MOTOR



SCALED DOWN FROM THE COMET ZIPPER

By Carl Goldberg

The Zipper "A" was designed with all the features of the famous contest winner. Every one of its specifications checked against the original plans of the Comet Zipper. New type of construction — easy to assemble.

Built rugged and light, model will stand up well for countless flights.

WIN CONTESTS!

Pocket size—with a world of performance! The Zipper "A" especially designed for the Atom Motor is a dependable contest model. Going skyward without effort, it flattens out into a long graceful glide.

SPECIFICATIONS

- 32" Wingspan
- Projected wing area — 165 sq. in.
- Wing loading—8 oz. per sq. ft.
- Fuselage length — 20 3/4"
- Removable motor and ignition unit
- Detachable wing
- "Automatic Pilot" wing mount

A Great Value

Complete kit contains: finished aluminum motor mounts, shaped plywood firewall and ring, bent wire landing gear, large full-size plan which shows exact motor installation, and other details. KIT No. T12—Complete kit only.....

\$1 50

COMET GAS MODELS ARE STURDY

SENSATIONAL PERFORMANCE

IN
BOTH
A and B
CLASS

The COMET MERCURY *Finest In The Field*



SPECIFICATIONS

Wingspan	42 in.
Overall length	31 in.
Wing area	2 sq. ft.
Total weight (with motor)	18 oz.
Wing loading	9 oz. per sq. ft.
Wing Airfoil	Goldberg G5
Power	Any Class
"A" or "B" Motor	
Climb	1800 ft. per min.

Features:

- Motor Locks—keep motor and ignition unit in place, permits removal of unit.
- Detachable Wing and Tail—snap free from fuselage at collision, prevents damage to parts.
- Polyhedral Wing—gives model very stable flights.
- Removable Ignition Unit—permits inspection of wiring and is movable for correct balancing of model without adding weight.

KIT No. T11. A GREAT VALUE PRICED AT
A booklet, "How To Adjust and Fly Gas Models" by Carl Goldberg, free with each kit.

COMET GAS MODELS ARE MOST FAMOUS

Continually winning contests throughout the country, the Mercury designed by CARL GOLDBERG has proved itself to be a leader in performance. Flown with Class "A" and Class "B" motors the Mercury has an amazing fast climb that takes it way up there—where it levels out into a long, flat glide. The ship is rugged, too!


With a simple-to-build construction and many finished parts, it doesn't take long to complete this gas model. The Mercury has many of the features that made the Zipper famous.

Contents:

Finished dural motor mounts—finished plywood firewall and ring—accurately cut wing and elevator ribs—shaped leading and trailing edges—streamlined balsa wheels—ready-formed landing gear—colored covering paper—cement—dope—full size plans—all necessary hardware and wire fittings, etc.

\$2⁹⁵

The World Renowned COMET CLIPPER



CLASS
"C"

A Proven
CHAMPION

The Clipper is one of the most beautiful cabin-type gas models ever produced.

Modelers find it easy to build and fly this model. Outstanding in performance, the Clipper held Class "C" endurance records at several times.

Carl Goldberg—designer of the Clipper—incorporated into it all the latest approved ideas in gas model construction.

SPECIFICATIONS

Wingspan	6 ft.
Length of model	49½ in.
Projected wing area	654 sq. in.
Total weight (with motor)	2 lbs. 10 oz.
Wing loading	9¼ oz. per sq. ft.
Power	1/6 - 1/4 H.P.

FEATURES

- Polyhedral wing
- Removable, compact motor and ignition unit
- Detachable wing and tail
- Many finished parts

Much of the unnecessary work in gas model building has been eliminated in this kit. Finished ribs simplify wing construction—airfoil sections developed by Carl Goldberg.

Two unique locks hold detachable engine unit firmly to model. Unit may be instantly removed for inspection by simply releasing locks. Adjustable ignition unit flexibly attached to firewall with special fittings. Easy-to-make cowling streamlines fuselage front. Kit contents include: bent wire landing gear—lightweight, streamlined balsa wheels—finished plywood firewall and ring—tapered wing and tail spars—bamboo paper—two full-size layout plans—sufficient glue and dope, etc.

KIT No. T7. Exceptional value at.....


See motor pages for correct motor for the CLIPPER.

A folder, "How To Adjust and Fly Gas Models" by Carl Goldberg, free with each kit.

COMET GAS MODELS ARE MOST COPIED

\$4⁹⁵

The MOST FAMOUS GAS MODEL in the WORLD!



-- The COMET ZIPPER

Carl Goldberg — notable model expert—designed the famous Comet Zipper deliberately to win contests—and that's just what it has done. Under the most trying conditions, in meet after meet, the Comet Zipper has proven its ruggedness and contest winning ability. The ZIPPER has won more gas contests than any other model airplane.

NOT ONLY THE MOST FAMOUS BUT—The Comet Zipper has made successful high performance flying possible to ANY model builder. The design is so excellent that it has been built and flown to victory by the novice as well as by the country's foremost modelers. The kit completeness and ease of construction, together with the Zipper's fundamentally sound design and remarkable flyability make it truly the CHAMPION OF GAS MODELS!

Specifications

Wingspan 54 in.
Overall length 34½ in.
Proj. wing area 474 sq. in.
Weight with motor approx. 28 oz.
Wing loading 8.4 oz. per sq. ft.
Wing airfoil Goldberg G5
Power plant—any motor between .20 and .50 cu. in. displacement.

JUST LOOK AT THESE FEATURES!


DURAL MOTOR MOUNTS—Fit all motors. **FINISHED PLYWOOD FIREWALL** and front ring — ready to fit on model. **WING and ELEVATOR RIBS** accurately cut out with master dies. **WING and ELEVATOR SPARS** furnished tapered for maximum efficiency. **STREAMLINED WHEELS READY-FORMED LANDING GEAR. FINISHED MOTOR LOCK FITTINGS**—hold motor unit securely to fuselage. Plenty of **COLORED BAMBOO PAPER**. More than enough **CEMENT and DOPE** to finish model. **ALL NECESSARY HARDWARE**—bent wire fittings, machine screws, nuts, washers, lock washers, battery clips, etc. **FULL SIZE PLANS** clearly show construction of all details. Truly a sensational value. **KIT No. T10**

\$3.95

A folder, "How To Adjust and Fly Gas Models" by Carl Goldberg, free with each kit. See motor pages for correct motor for the ZIPPER.

COMET MODELS WIN MOST PRIZES

THE FINEST — BAR NONE!



COMET Sailplane GAS MODEL

DESIGNED AND DEVELOPED BY *Carl Goldberg!*

SPECIFICATIONS

Wingspan 78 in.
Overall length 52 in.
Wing Area 6 sq. ft.
Wt. (with motor) 3 lbs.
Wing loading 8 oz. per sq. ft.
Wing airfoil Goldberg G-6
Climb, 1600 ft. per min.

A FEW SAILPLANE VICTORIES!

Dean Fredericks wins at Galesburg, Ill., with 64 minutes total for three flights.

Lowell Southam sets new state of Utah record on a windy day.

Carl Goldberg wins Jr. Aviator Nationals with total official time over 43 minutes.

Easily the most advanced high-performance gas model, the Comet Sailplane roars swiftly up, up, until the motor cuts—and then glides majestically along. It seems as though it's just NEVER going to come down! A supership for class C motors of about .60 cubic inch displacement.



Carl Goldberg

Three Big New EXCLUSIVE Developments

- **PROPELLER-SAVING MOTOR MOUNTS** (Patent Pending)—Entire motor unit swivels when prop hits an obstruction. Saves prop and motor.
- **RETRACTABLE LANDING GEAR**—Increases climb and glide; ship makes smooth landings on portion of wheel left protruding below fuselage.
- **IGNITION-IN-POCKET**—Makes ignition inspection as simple as raising the hood of a car.

FINISHED PARTS


Dural swiveling motor mounts • Landing gear timer parts • Plywood firewall • Wing and elevator ribs • Tapered trailing edges • All spars tapered where necessary • All retractable landing gear parts • Cement, dope, hardware, large full-size plans, gas model tissue. Positively the finest gas model kit ever produced. **KIT No. T13**

\$5.95

FREE—With each kit . . . a folder on flying gas models by Carl Goldberg

**THE MOST POWERFUL MOTOR
FOR ITS SIZE IN "C" CLASS**

COMET "35" MOTOR



COMPLETE

With Smith coil, metal clad condenser, deluxe run-in block and motor manual containing instructions for care and operation of motor. Fully guaranteed in writing.....

\$12.⁹⁵

Comet "35" Motor Designed for "Zipper" and Other Models Its Size

SPECIFICATIONS

TYPE: Two cycle
WEIGHT: 7½ ounces, bare
CARBURETION: Rotary valve, suction feed
SPARK PLUG: ¼" x 32
THRUST: 45 ounces
BORE: .765 in.
STROKE: .763 in.
DISPLACEMENT: .35 cu. in.
HORSE POWER: 1/5
SPEED: (13" prop) 6500 to 7500 R.P.M.

Steel alloy integral cylinder machined from solid stock and micro finished. Cast iron piston, ground, honed, and individually lapped with cylinder. Steel alloy one-piece crankshaft of bar stock, machined, hardened, and super finished. Fool-proof timing-tungsten points, leak-proof crankshaft bearing; remote needle valve, transparent tank.

ADVANTAGES

The COMET "35" MOTOR was not released to the model builders until it was definitely proven to be the most powerful for its size, most dependable and the most durable motor on the market. This is not guesswork. Stroboscopic tests proved beyond a doubt that the "35" develops more thrust per cubic inch displacement than any other class "C" motor. The COMET "35" is on its way up!

COMET MODEL AIRPLANE & SUPPLY CO., Inc.

129 WEST 29th STREET, CHICAGO, ILLINOIS

688 BROADWAY, NEW YORK, N. Y.

Printed in U.S.A.